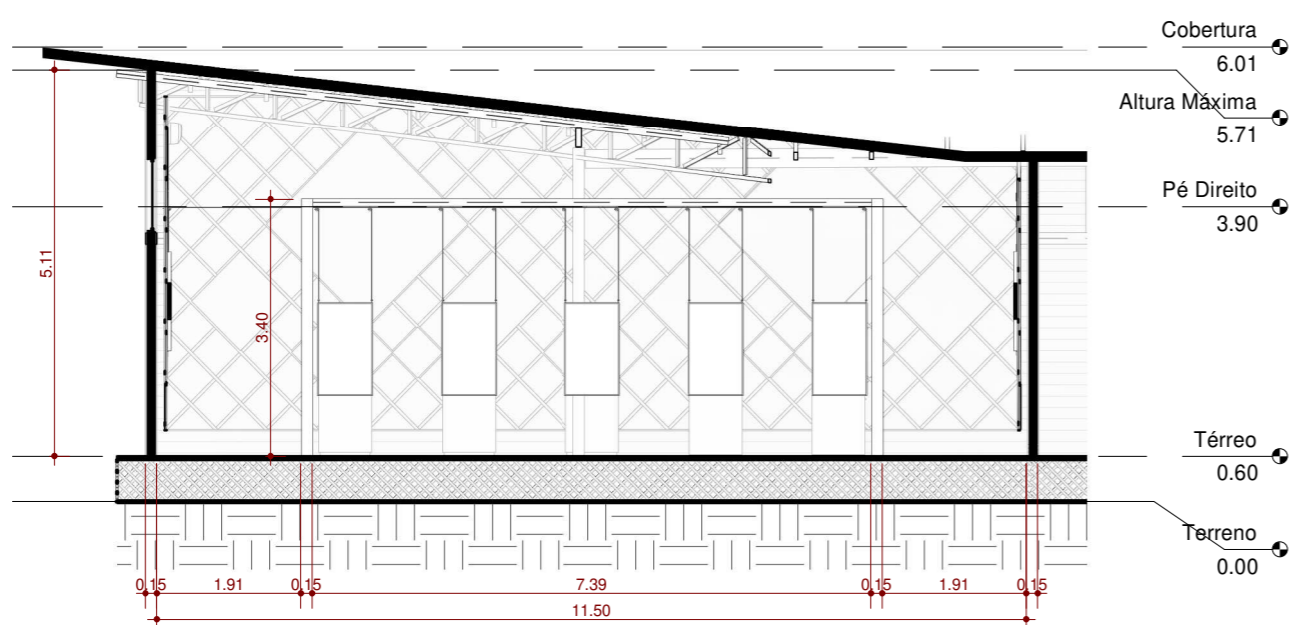
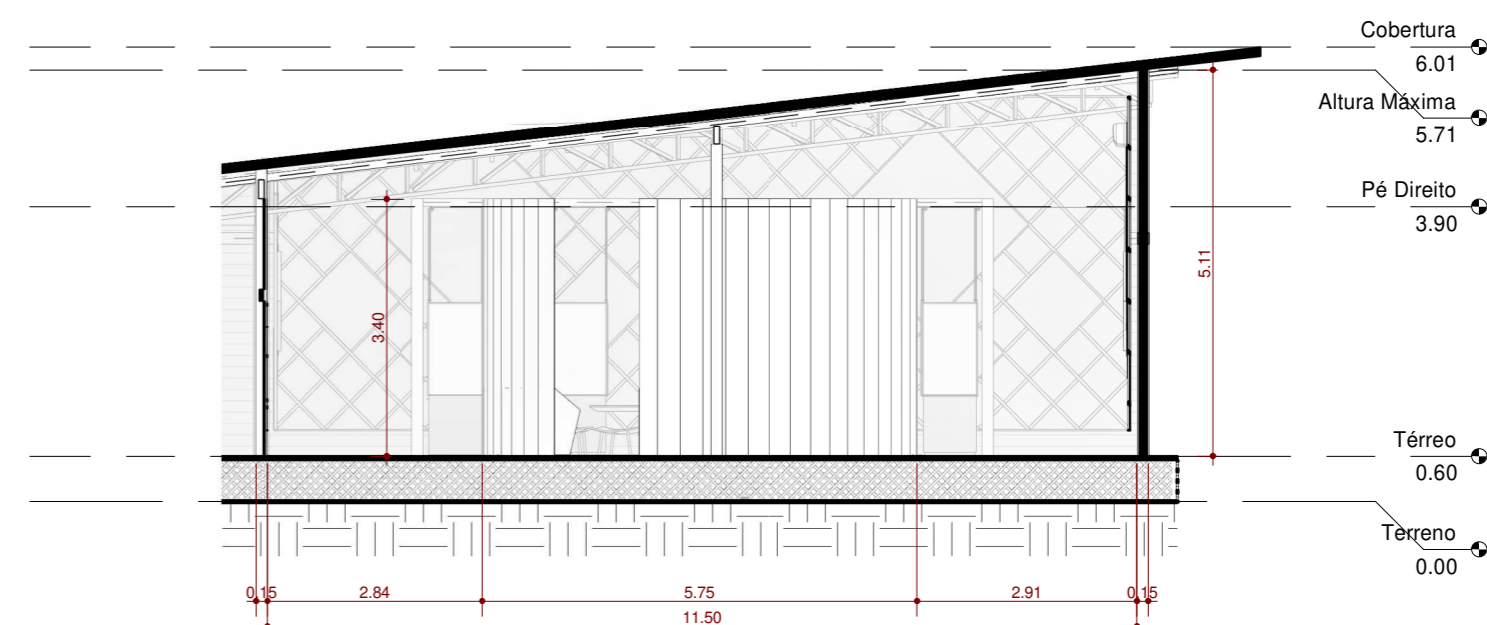


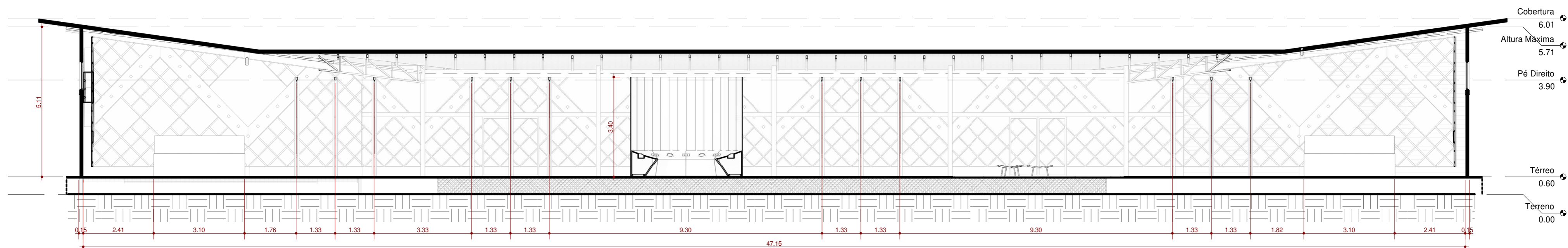
EX_CORTE 1
1 : 100



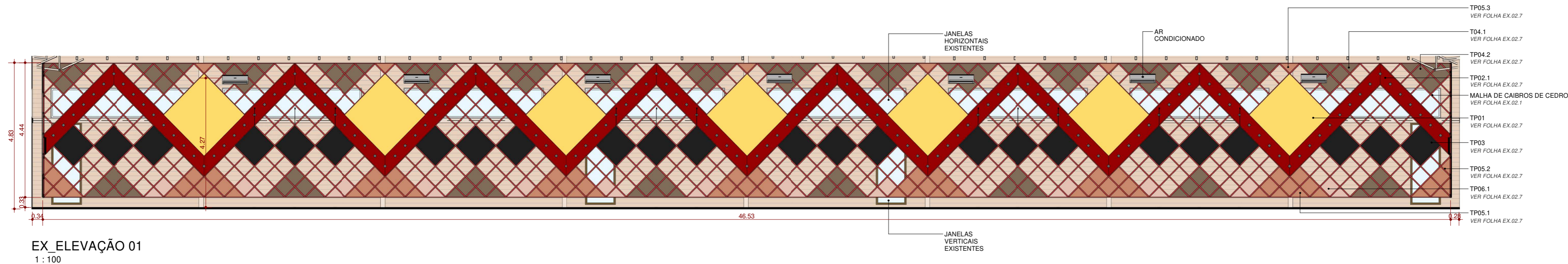
EX_CORTE 2
1 : 100



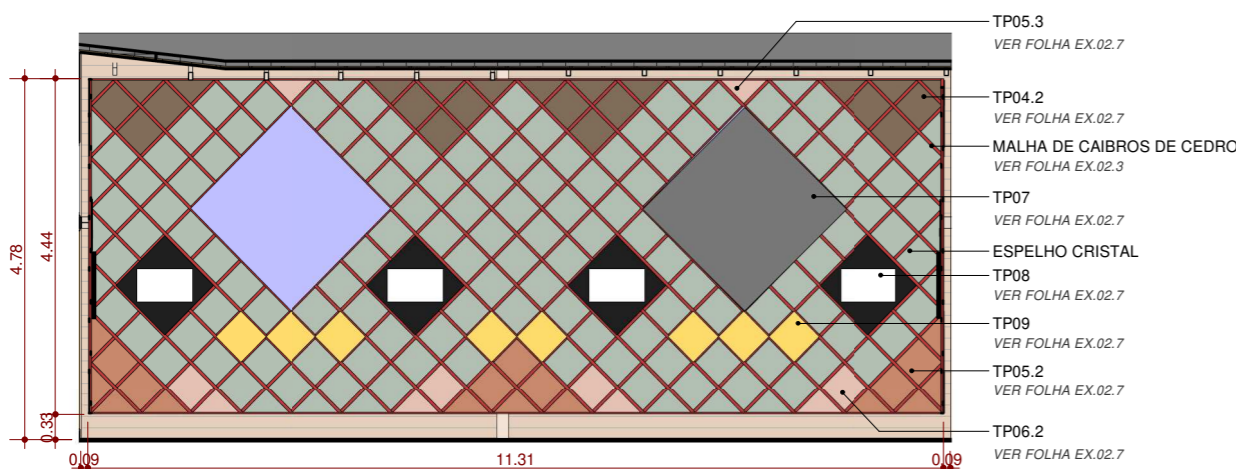
EX_CORTE 3
1 : 100



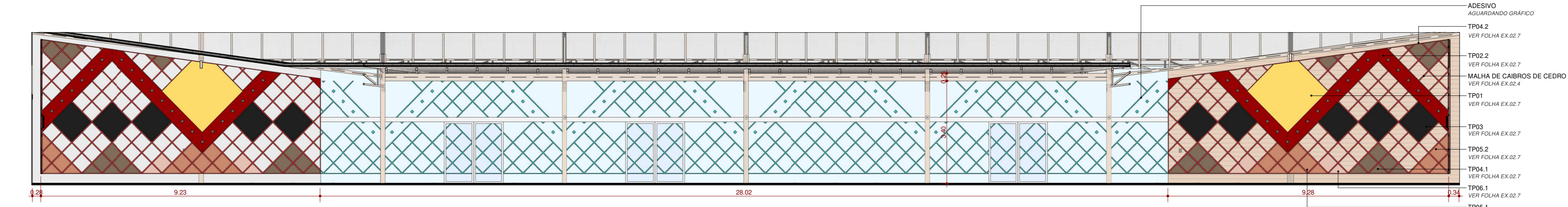
EX_CORTE 4
1 : 100



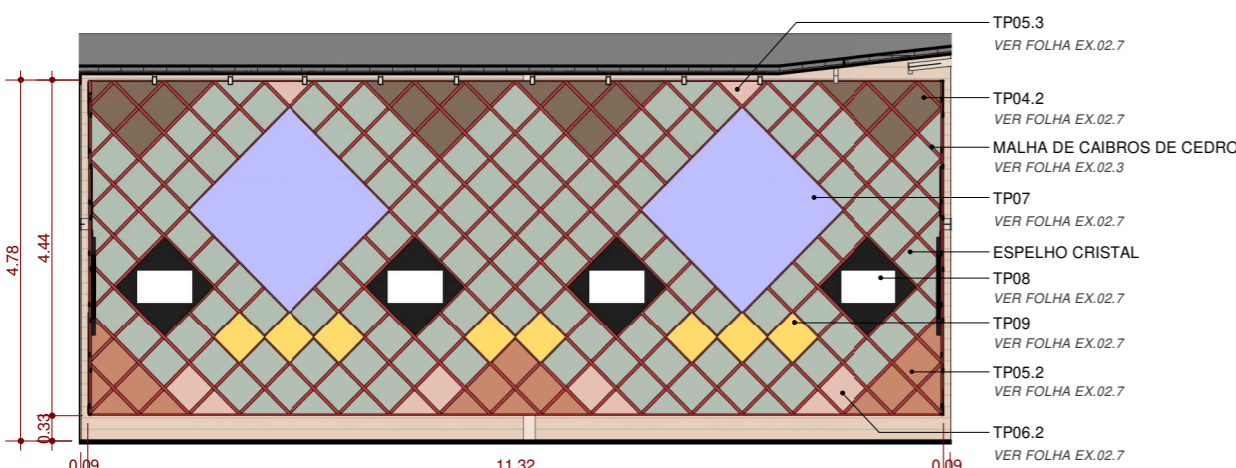
EX_ELEVAÇÃO 01
1 : 100



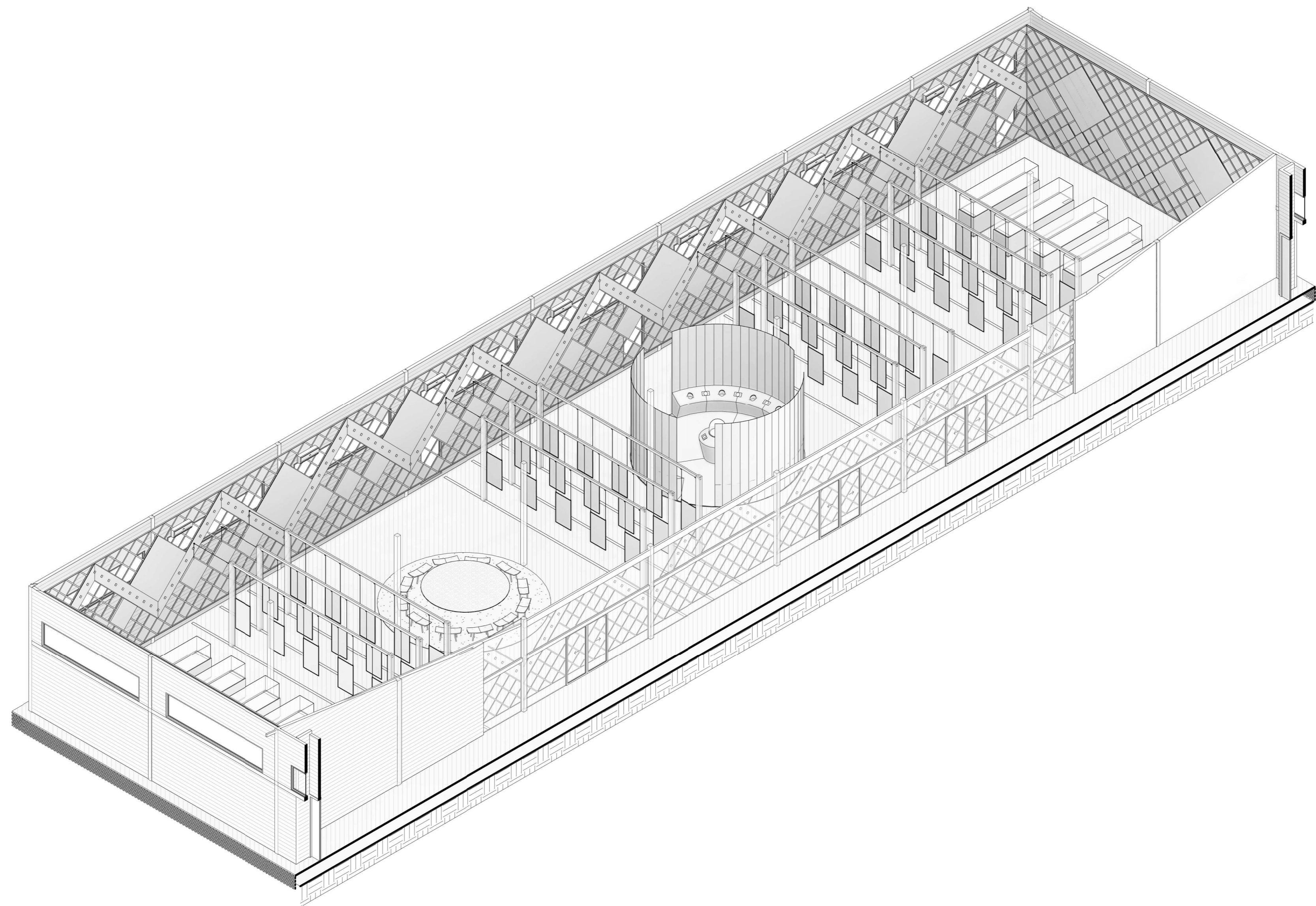
EX_ELEVAÇÃO 02
1 : 100

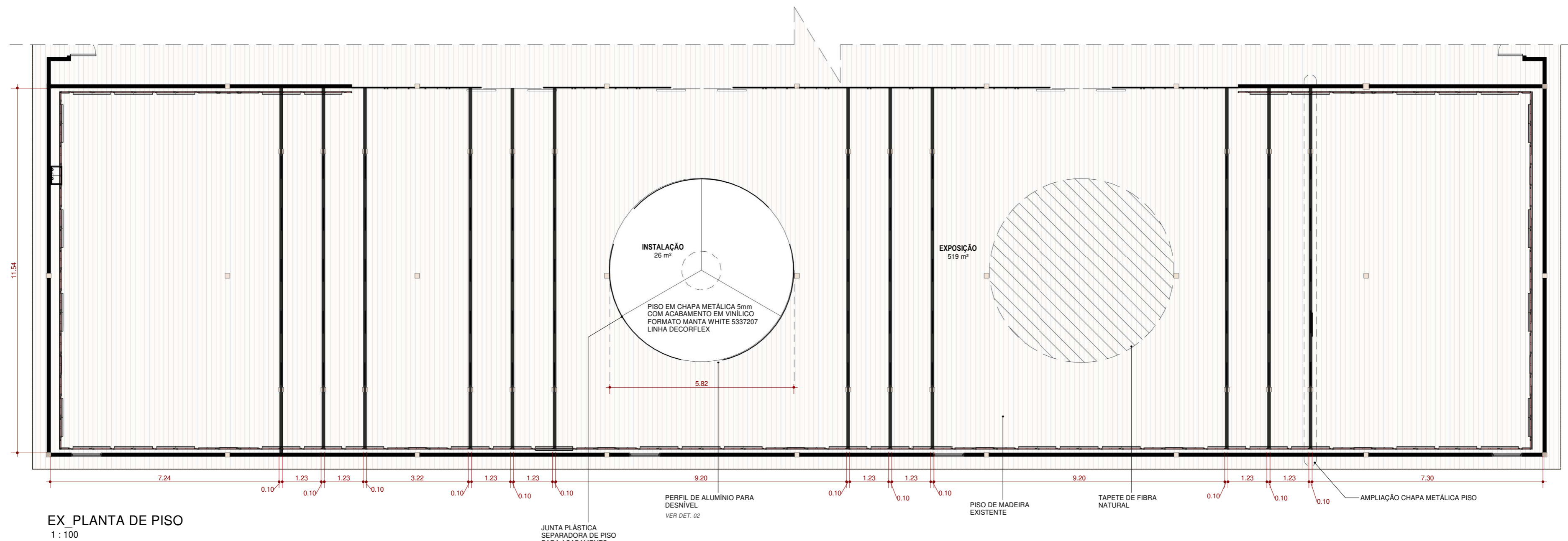


EX_ELEVAÇÃO 03
1 : 100

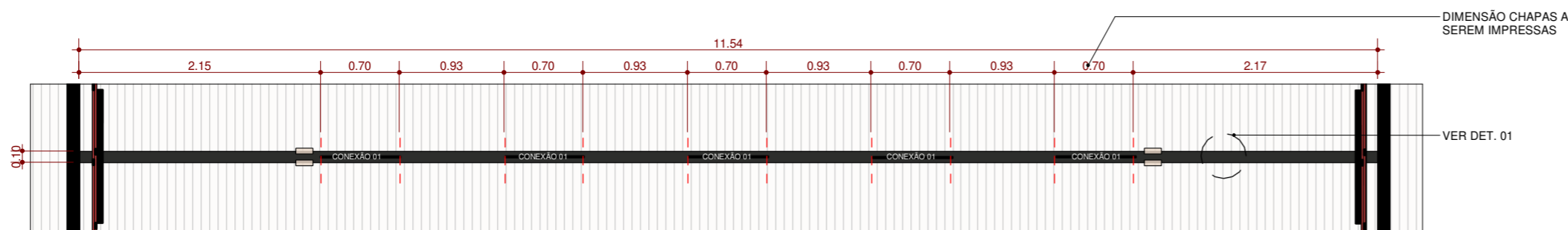


EX_ELEVAÇÃO 04
1 : 100

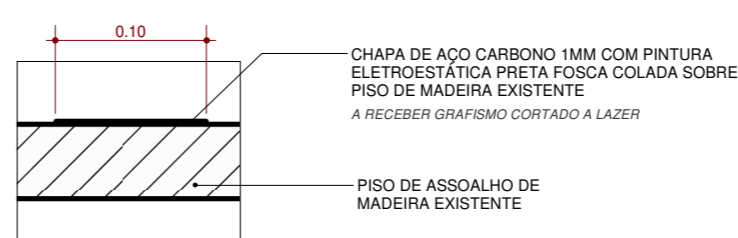




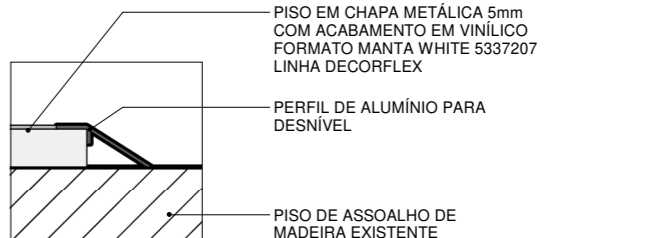
EX_PLANTA DE PISO
1 : 100



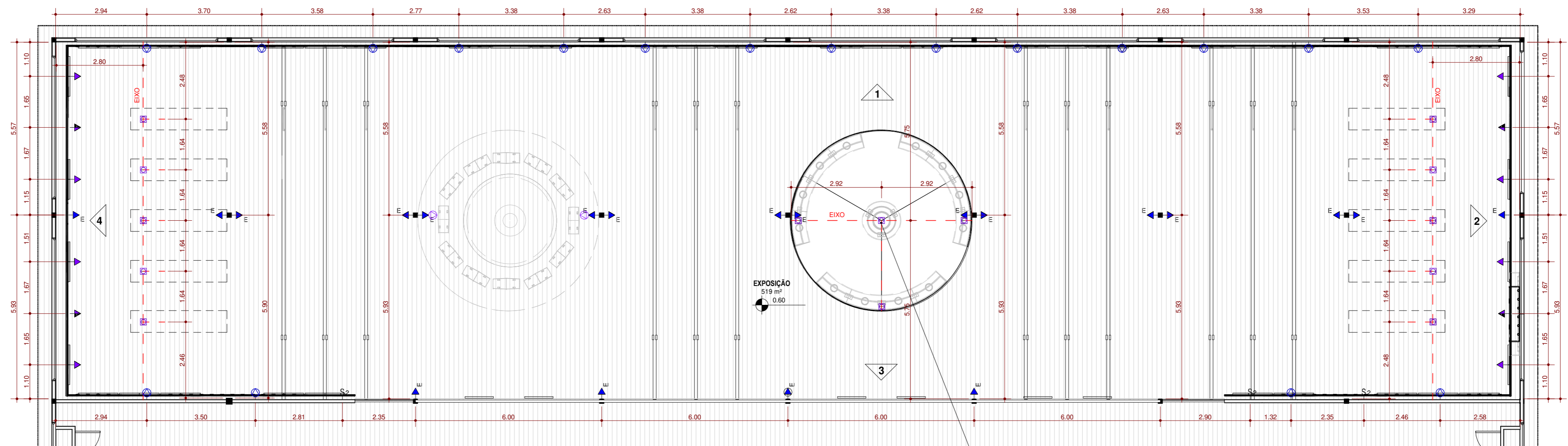
EX_AMPLIAÇÃO CHAPA METÁLICA PISO
1 : 50



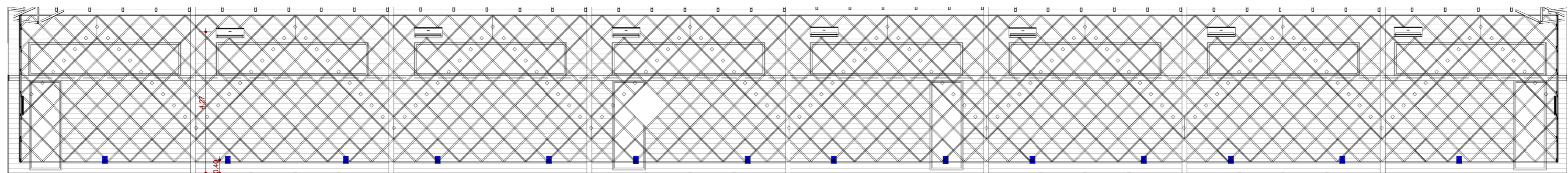
EX_DET. 01 CHAPA METÁLICA SOBRE PISO
1 : 5



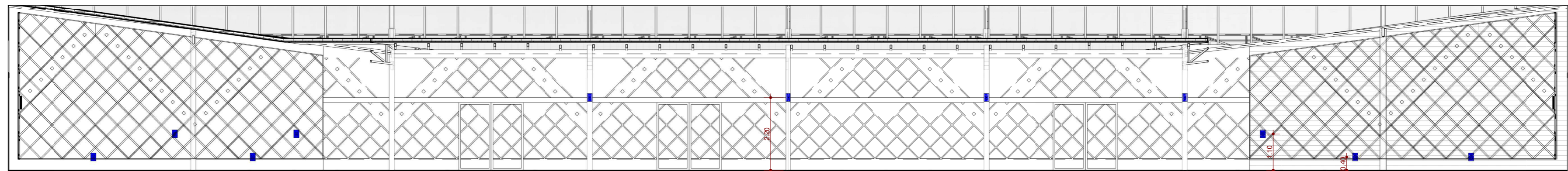
EX_DET. 02 PERFIL DE DESNÍVEL DE PISO
1 : 2



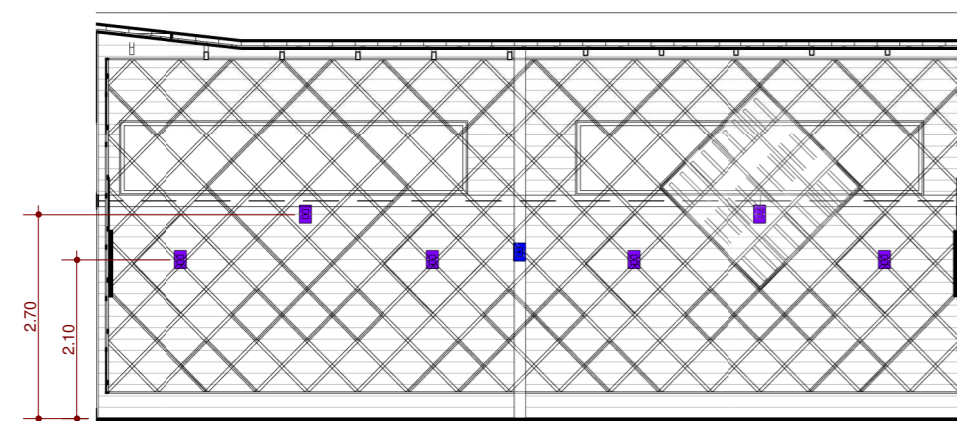
EX_PLANTA PONTOS ELÉTRICOS
1 : 100



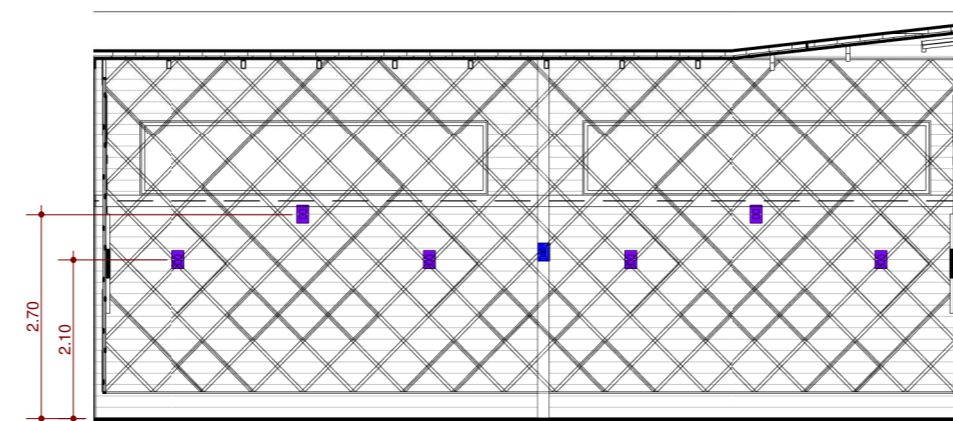
EX_ELEVAÇÃO ELÉTRICA 01
1 : 100



EX_ELEVAÇÃO ELÉTRICA 03
1 : 100



EX_ELEVAÇÃO ELÉTRICA 02
1 : 100



EX_ELEVAÇÃO ELÉTRICA 04
1 : 100

SÍMBOLOS	DESCRIÇÃO
PLANTA	
ELEV.	
■	Tomada baixa H=40cm
■	Tomada média H=210cm
■	Tomada alta H=270cm
E	Iluminação de Emergência
■	Tomada de piso
■	Interruptor duplo

■ Pontos Existentes
■ Pontos Novos

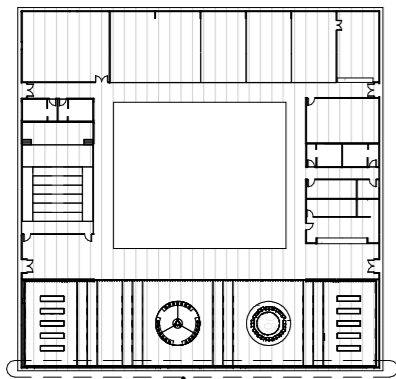
PONTOS ELÉTRICOS
Muca Museografia

ESCALA: 1 : 100
DATA: 31/01/2020

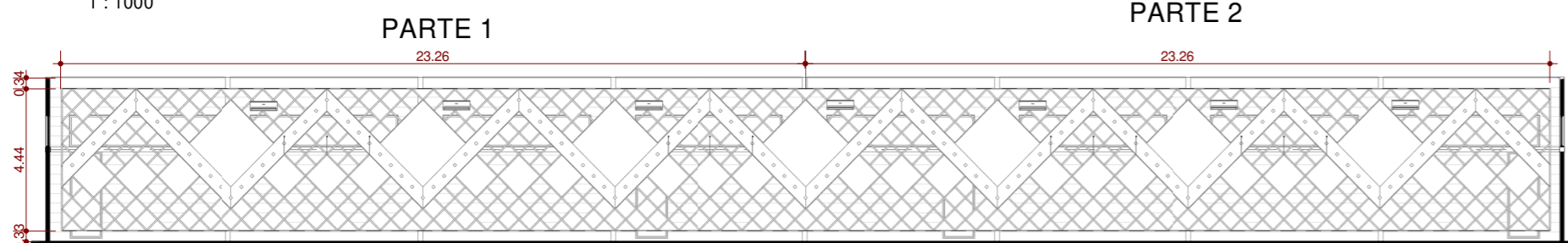
OBS: 1. Medidas em metros. Em casos específicos a unidade será especificada.
2. Conferir todas as medidas no local.
3. As medidas prevalecem sobre o desenho.
4. Para iformações complementares sobre o desenho consultar o memorial.
5. Qualquer mudança que altere a concepção e conceito do espaço deve ser aprovada pelo Atelier Marko Brajovic.

Atelier
Marko
Brajovic
SCENOGRAPHY,
ARCHITECTURE
AND DESIGN
www.markobrajovic.com

EX.01.7



PAREDE 01
EX_PLANTA MuCA
1 : 1000

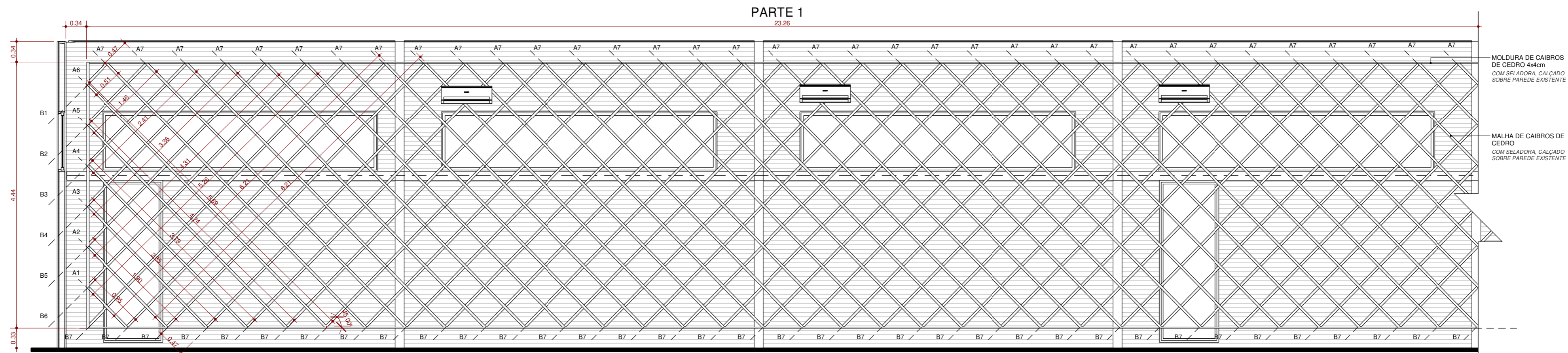


EX_ELEVAÇÃO TEXTURA PAREDE 01
1 : 200

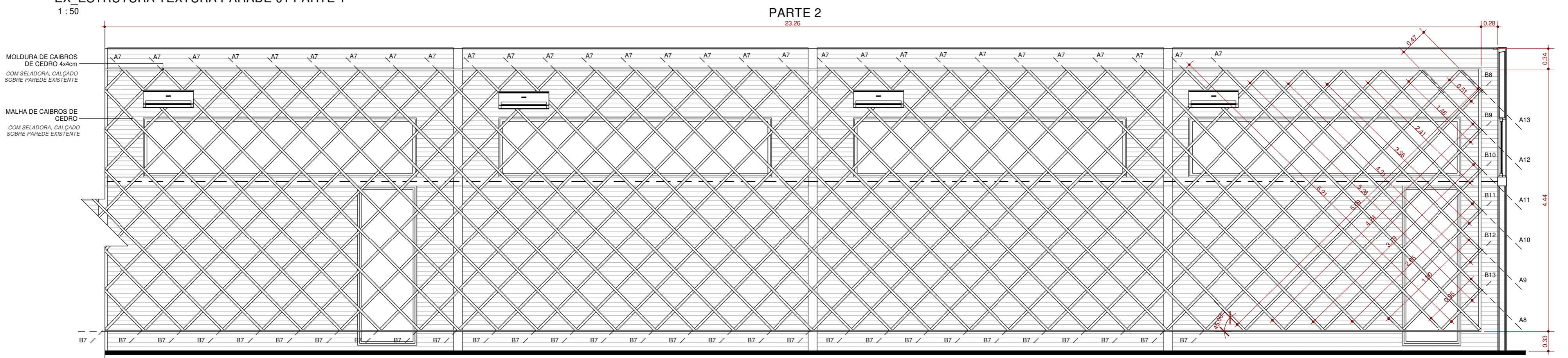
BARRAS TEXTURA PAREDE			
FILEIRA DA FRENTE (A)			
CÓD.	DESCRIÇÃO	DIMENSÃO	QTDE.
A1	CAIBROS DE CEDRO 4x2cm	95cm	4
A2	CAIBROS DE CEDRO 4x2cm	190cm	4
A3	CAIBROS DE CEDRO 4x2cm	285cm	4
A4	CAIBROS DE CEDRO 4x2cm	379cm	4
A5	CAIBROS DE CEDRO 4x2cm	474cm	4
A6	CAIBROS DE CEDRO 4x2cm	569cm	4
A7	CAIBROS DE CEDRO 4x2cm	621cm	86
A8	CAIBROS DE CEDRO 4x2cm	526cm	3
A9	CAIBROS DE CEDRO 4x2cm	431cm	3
A10	CAIBROS DE CEDRO 4x2cm	336cm	3
A11	CAIBROS DE CEDRO 4x2cm	241cm	3
A12	CAIBROS DE CEDRO 4x2cm	146cm	3
A13	CAIBROS DE CEDRO 4x2cm	51cm	3

BARRAS TEXTURA PAREDE			
FILEIRA DE TRÁS (B)			
CÓD.	DESCRIÇÃO	DIMENSÃO	QTDE.
B1	CAIBROS DE CEDRO 4x2cm	51cm	3
B2	CAIBROS DE CEDRO 4x2cm	146cm	3
B3	CAIBROS DE CEDRO 4x2cm	241cm	3
B4	CAIBROS DE CEDRO 4x2cm	336cm	3
B5	CAIBROS DE CEDRO 4x2cm	431cm	3
B6	CAIBROS DE CEDRO 4x2cm	526cm	3
B7	CAIBROS DE CEDRO 4x2cm	621cm	86
B8	CAIBROS DE CEDRO 4x2cm	569cm	4
B9	CAIBROS DE CEDRO 4x2cm	474cm	4
B10	CAIBROS DE CEDRO 4x2cm	379cm	4
B11	CAIBROS DE CEDRO 4x2cm	285cm	4
B12	CAIBROS DE CEDRO 4x2cm	190cm	4
B13	CAIBROS DE CEDRO 4x2cm	95cm	4

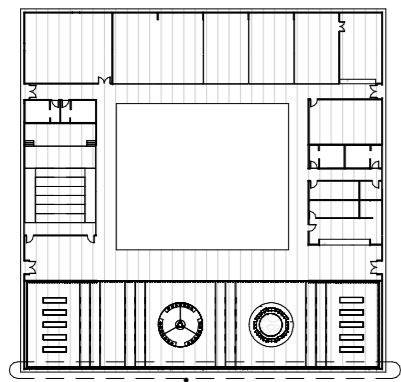
BARRAS MOLDURA TEXTURA PAREDE			
MOLDURA (C)			
PAREDE	DESCRIÇÃO	DIMENSÃO	QTDE.
01	CAIBROS DE CEDRO 4x4cm	4652cm	2
01	CAIBROS DE CEDRO 4x4cm	444cm	2
02	CAIBROS DE CEDRO 4x4cm	1131cm	2
02	CAIBROS DE CEDRO 4x4cm	444cm	2
03 PARTE 1	CAIBROS DE CEDRO 4x4cm	928cm	1
03 PARTE 1	CAIBROS DE CEDRO 4x4cm	444cm	1
03 PARTE 1	CAIBROS DE CEDRO 4x4cm	923cm	1
03 PARTE 1	CAIBROS DE CEDRO 4x4cm	315cm	1
03 PARTE 2	CAIBROS DE CEDRO 4x4cm	934cm	1
03 PARTE 2	CAIBROS DE CEDRO 4x4cm	444cm	1
03 PARTE 2	CAIBROS DE CEDRO 4x4cm	929cm	1
03 PARTE 2	CAIBROS DE CEDRO 4x4cm	314cm	1
04	CAIBROS DE CEDRO 4x4cm	1131cm	2
04	CAIBROS DE CEDRO 4x4cm	444cm	2



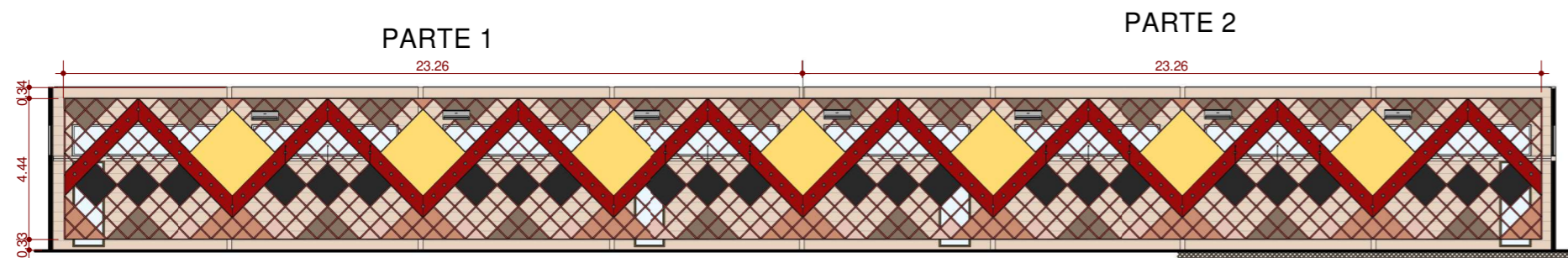
EX ESTRUTURA TEXTURA PARADE 01 PARTE 1
1 : 50



EX ESTRUTURA TEXTURA PARADE 01 PARTE 2
1 : 50

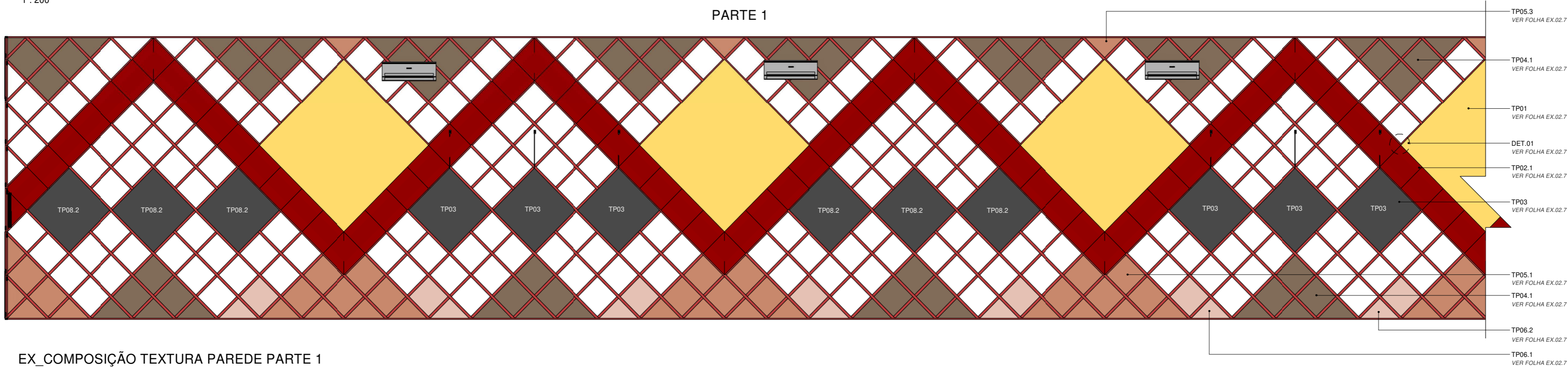


EX_PLANTA MuCA
1 : 1000

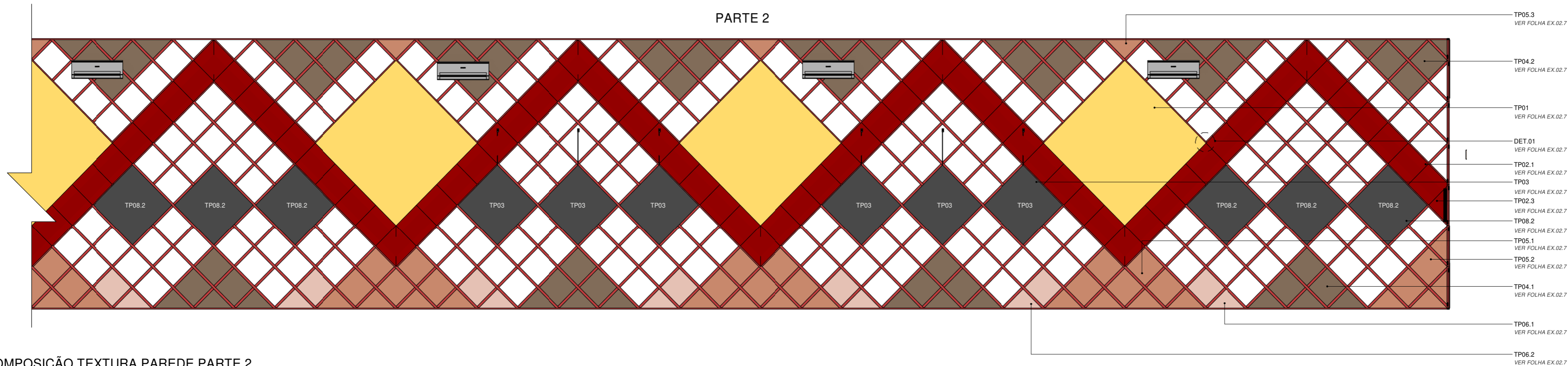


EX_ELEVAÇÃO TEXTURA PAREDE 01
1 : 200

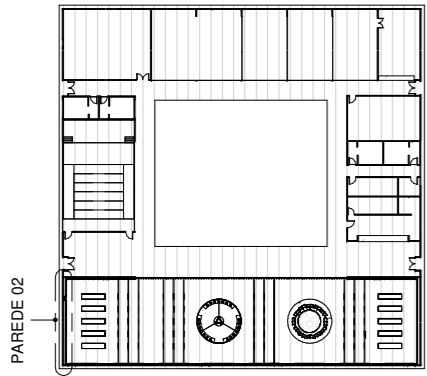
COMPONENTES TEXTURA PAREDE		
CÓD.	DESCRIÇÃO	QTDE.
TP-01	PAINEL CONTEXTO	9
TP-02.1	LINHA DO TEMPO VARIAÇÃO 01	184
TP-02.2	LINHA DO TEMPO VARIAÇÃO 02	3
TP-02.3	LINHA DO TEMPO VARIAÇÃO 03	3
TP-02.4	LINHA DO TEMPO VARIAÇÃO 04	2
TP-03	CONTRAPESO	36
TP-04.1	PAINEL DE MARCENARIA 01 VARIAÇÃO 01	30
TP-04.2	PAINEL DE MARCENARIA 01 VARIAÇÃO 02	8
TP-05.1	PAINEL DE MARCENARIA 02 VARIAÇÃO 01	9
TP-05.2	PAINEL DE MARCENARIA 02 VARIAÇÃO 02	8
TP-05.3	PAINEL DE MARCENARIA 02 VARIAÇÃO 03	11
TP-05.4	PAINEL DE MARCENARIA 02 VARIAÇÃO 04	4
TP-06.1	PAINEL DE MARCENARIA 03 VARIAÇÃO 01	13
TP-06.2	PAINEL DE MARCENARIA 03 VARIAÇÃO 02	13
TP-07	PAINEL BACKLIGHT	4
TP-08.1	MÁSCARA PARA MONITOR	8
TP-08.2	PAINEL DE MARCENARIA 04	22
TP-09	PAINEL DE MARCENARIA 05	16
TP-10.1	ESPELHO CRISTAL VARIAÇÃO 01	115
TP-10.2	ESPELHO CRISTAL VARIAÇÃO 02	18



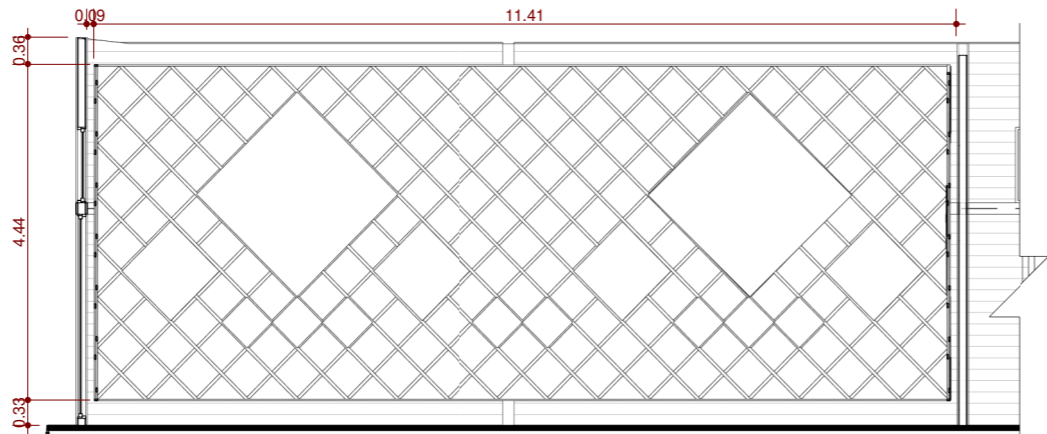
EX_COMPOSIÇÃO TEXTURA PAREDE PARTE 1
1 : 50



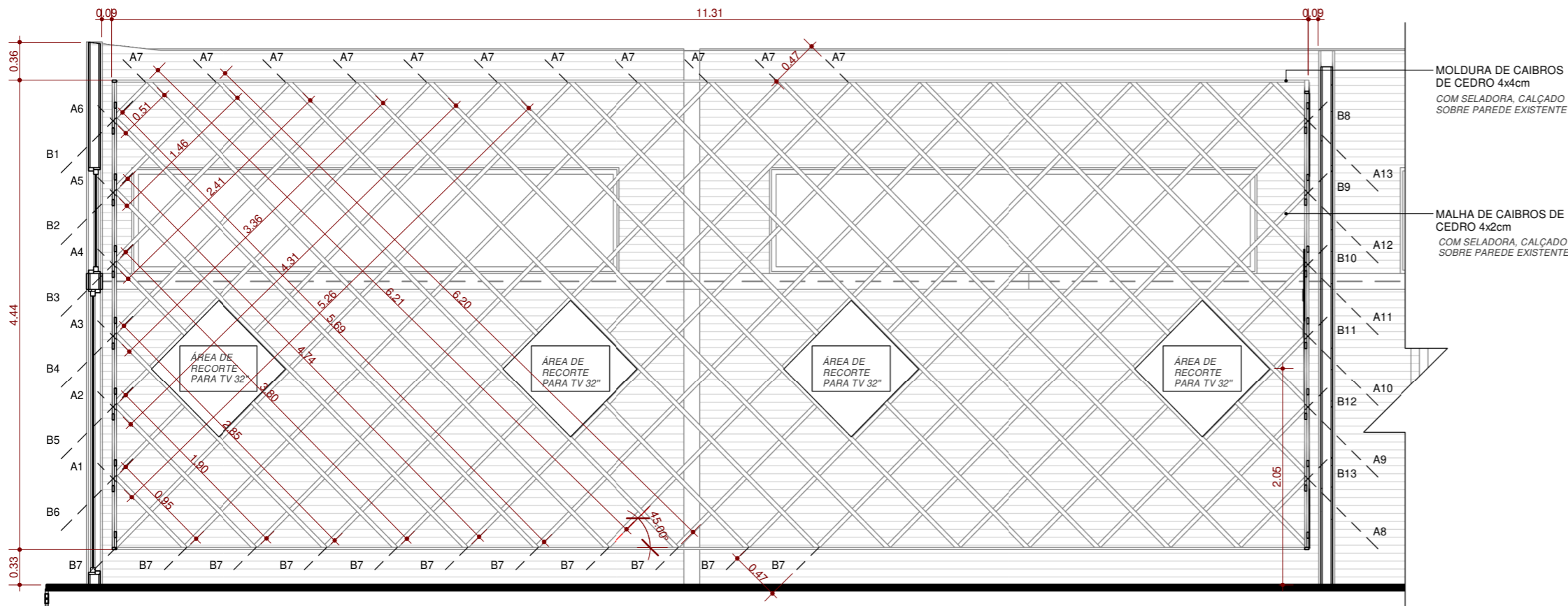
EX_COMPOSIÇÃO TEXTURA PAREDE PARTE 2
1 : 50



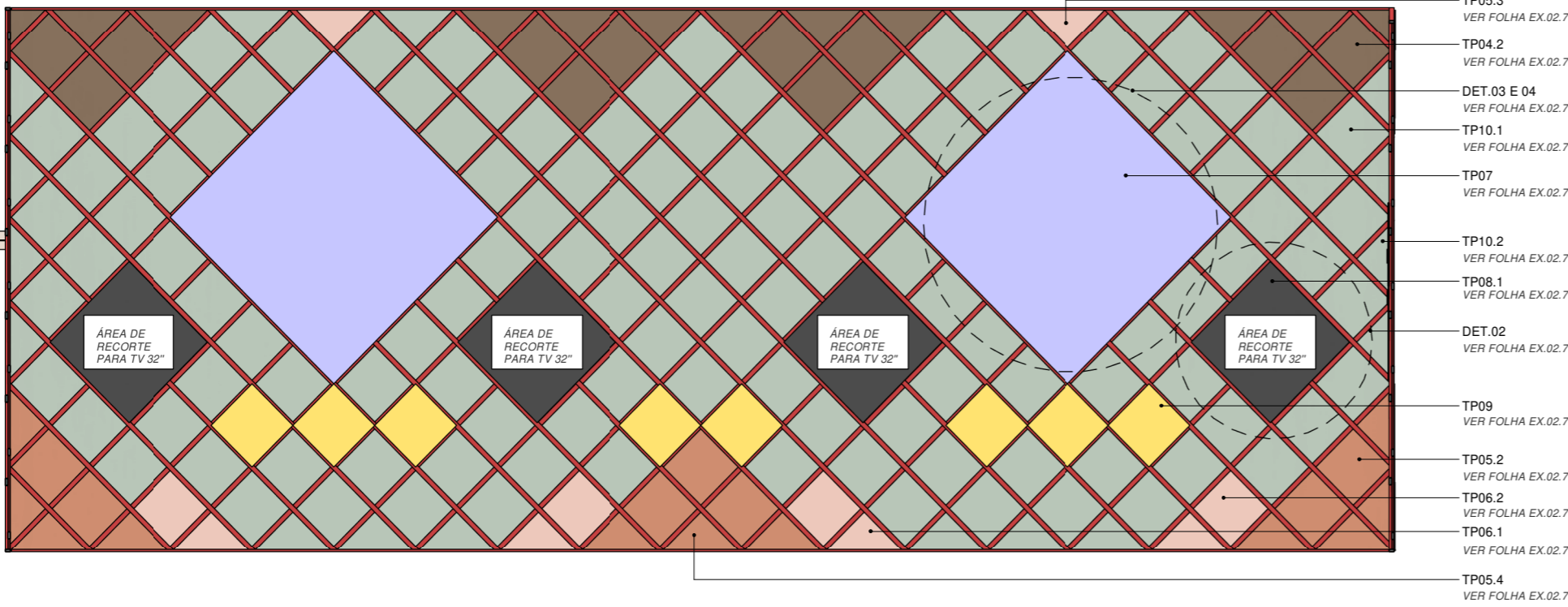
EX_PLANTA MuCa
1 : 1000



EX_ELEVAÇÃO TEXTURA PAREDE 02
1 : 100



EX ESTRUTURA TEXTURA PAREDE 02
1 : 50



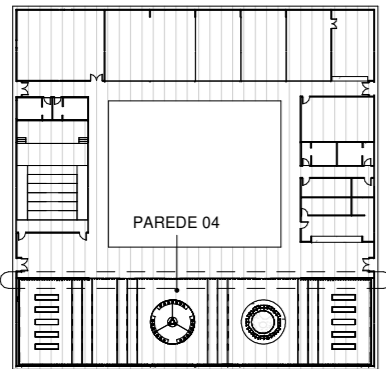
EX_COMPOSIÇÃO TEXTURA PAREDE 02
1 : 50

COMPONENTES TEXTURA PAREDE		
CÓD.	DESCRIÇÃO	QTDE.
TP-01	PAINEL CONTEXTO	9
TP-02.1	LINHA DO TEMPO VARIAÇÃO 01	184
TP-02.2	LINHA DO TEMPO VARIAÇÃO 02	3
TP-02.3	LINHA DO TEMPO VARIAÇÃO 03	3
TP-02.4	LINHA DO TEMPO VARIAÇÃO 04	2
TP-03	CONTRAPESO	36
TP-04.1	PAINEL DE MARCENARIA 01 VARIAÇÃO 01	30
TP-04.2	PAINEL DE MARCENARIA 01 VARIAÇÃO 02	8
TP-05.1	PAINEL DE MARCENARIA 02 VARIAÇÃO 01	9
TP-05.2	PAINEL DE MARCENARIA 02 VARIAÇÃO 02	8
TP-05.3	PAINEL DE MARCENARIA 02 VARIAÇÃO 03	11
TP-05.4	PAINEL DE MARCENARIA 02 VARIAÇÃO 04	4
TP-06.1	PAINEL DE MARCENARIA 03 VARIAÇÃO 01	13
TP-06.2	PAINEL DE MARCENARIA 03 VARIAÇÃO 02	13
TP-07	PAINEL BACKLIGHT	4
TP-08.1	MÁSCARA PARA MONITOR	8
TP-08.2	PAINEL DE MARCENARIA 04	22
TP-09	PAINEL DE MARCENARIA 05	16
TP-10.1	ESPELHO CRISTAL VARIAÇÃO 01	115
TP-10.2	ESPELHO CRISTAL VARIAÇÃO 02	18

BARRAS TEXTURA PAREDE			
FILEIRA DA FRENTE (A)			
CÓD.	DESCRIÇÃO	DIMENSÃO	QTDE.
A1	CAIBROS DE CEDRO 4x2cm	95cm	4
A2	CAIBROS DE CEDRO 4x2cm	190cm	4
A3	CAIBROS DE CEDRO 4x2cm	285cm	4
A4	CAIBROS DE CEDRO 4x2cm	379cm	4
A5	CAIBROS DE CEDRO 4x2cm	474cm	4
A6	CAIBROS DE CEDRO 4x2cm	569cm	4
A7	CAIBROS DE CEDRO 4x2cm	621cm	86
A8	CAIBROS DE CEDRO 4x2cm	526cm	3
A9	CAIBROS DE CEDRO 4x2cm	431cm	3
A10	CAIBROS DE CEDRO 4x2cm	336cm	3
A11	CAIBROS DE CEDRO 4x2cm	241cm	3
A12	CAIBROS DE CEDRO 4x2cm	146cm	3
A13	CAIBROS DE CEDRO 4x2cm	51cm	3

BARRAS TEXTURA PAREDE			
FILEIRA DA TRÁS (B)			
CÓD.	DESCRIÇÃO	DIMENSÃO	QTDE.
B1	CAIBROS DE CEDRO 4x2cm	51cm	3
B2	CAIBROS DE CEDRO 4x2cm	146cm	3
B3	CAIBROS DE CEDRO 4x2cm	241cm	3
B4	CAIBROS DE CEDRO 4x2cm	336cm	3
B5	CAIBROS DE CEDRO 4x2cm	431cm	3
B6	CAIBROS DE CEDRO 4x2cm	526cm	3
B7	CAIBROS DE CEDRO 4x2cm	621cm	86
B8	CAIBROS DE CEDRO 4x2cm	569cm	4
B9	CAIBROS DE CEDRO 4x2cm	474cm	4
B10	CAIBROS DE CEDRO 4x2cm	379cm	4
B11	CAIBROS DE CEDRO 4x2cm	285cm	4
B12	CAIBROS DE CEDRO 4x2cm	190cm	4
B13	CAIBROS DE CEDRO 4x2cm	95cm	4

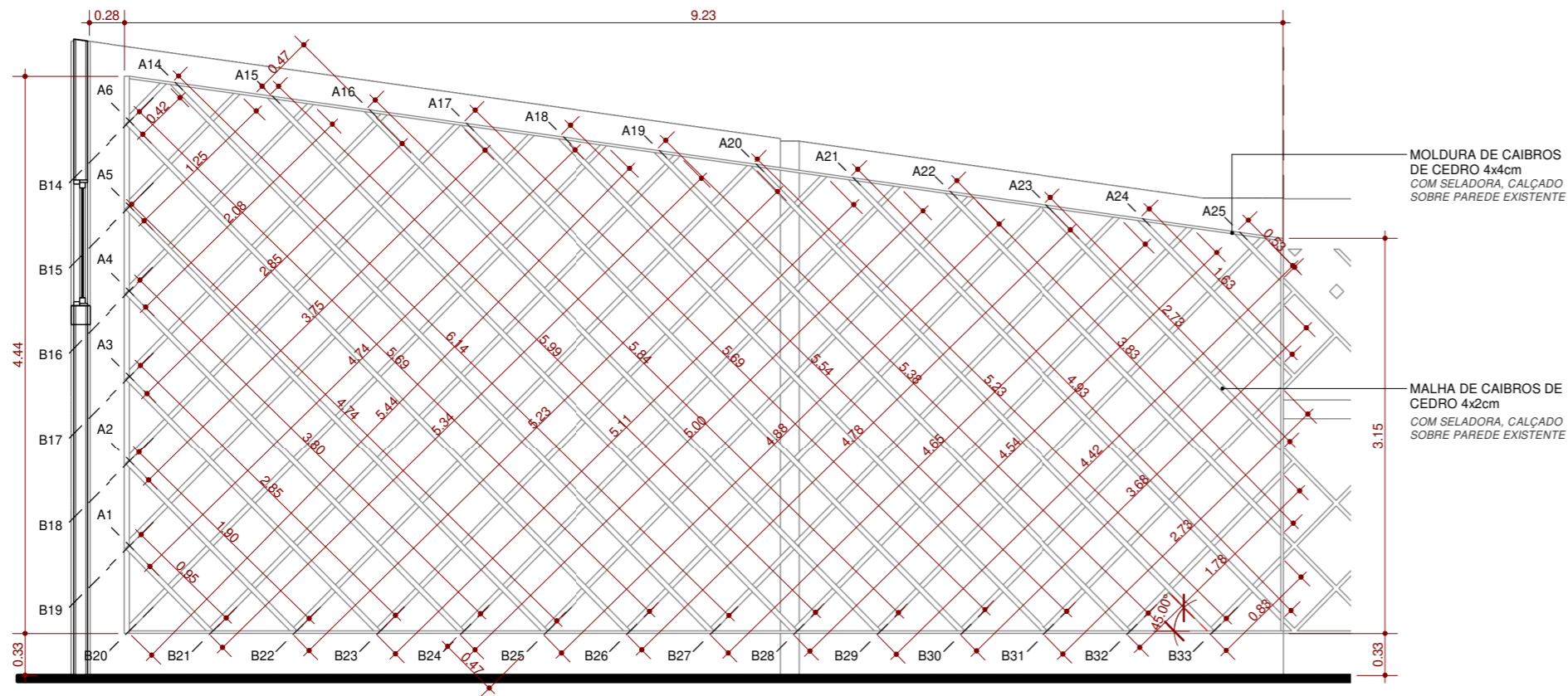
BARRAS MOLDURA TEXTURA PAREDE			
MOLDURA (C)			
PAREDE	DESCRIÇÃO	DIMENSÃO	QTDE.
01	CAIBROS DE CEDRO 4x4cm	4652cm	2
01	CAIBROS DE CEDRO 4x4cm	444cm	2
02	CAIBROS DE CEDRO 4x4cm	1131cm	2
02	CAIBROS DE CEDRO 4x4cm	444cm	2
03.PARTE 1	CAIBROS DE CEDRO 4x4cm	928cm	1
03.PARTE 1	CAIBROS DE CEDRO 4x4cm	444cm	1
03.PARTE 1	CAIBROS DE CEDRO 4x4cm	923cm	1
03.PARTE 1	CAIBROS DE CEDRO 4x4cm	315cm	1
03.PARTE 2	CAIBROS DE CEDRO 4x4cm	934cm	1
03.PARTE 2	CAIBROS DE CEDRO 4x4cm	444cm	1
03.PARTE 2	CAIBROS DE CEDRO 4x4cm	929cm	1
03.PARTE 2	CAIBROS DE CEDRO 4x4cm	314cm	1
04	CAIBROS DE CEDRO 4x4cm	1131cm	2
04	CAIBROS DE CEDRO 4x4cm	444cm	2




EX_PLANTA MuCA
1 : 1000



EX_ELEVAÇÃO TEXTURA PAREDE 03
1 : 200



EX ESTRUTURA TEXTURA PARADE 03 PARTE 1
1 : 50

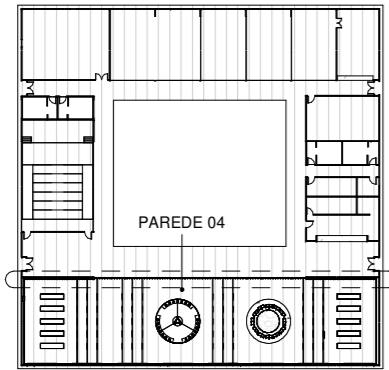


EX ESTRUTURA TEXTURA PARADE 03 PARTE 2
1 : 50

BARRAS TEXTURA PAREDE			
FILEIRA DA FRENTE (A)			
CÓD.	DESCRIÇÃO	DIMENSÃO	QTDE.
A1	CAIBROS DE CEDRO 4x2cm	95cm	4
A2	CAIBROS DE CEDRO 4x2cm	190cm	4
A3	CAIBROS DE CEDRO 4x2cm	285cm	4
A4	CAIBROS DE CEDRO 4x2cm	379cm	4
A5	CAIBROS DE CEDRO 4x2cm	474cm	4
A6	CAIBROS DE CEDRO 4x2cm	569cm	4
A7	CAIBROS DE CEDRO 4x2cm	621cm	86
A8	CAIBROS DE CEDRO 4x2cm	526cm	3
A9	CAIBROS DE CEDRO 4x2cm	431cm	3
A10	CAIBROS DE CEDRO 4x2cm	336cm	3
A11	CAIBROS DE CEDRO 4x2cm	241cm	3
A12	CAIBROS DE CEDRO 4x2cm	146cm	3
A13	CAIBROS DE CEDRO 4x2cm	51cm	3
A14	CAIBROS DE CEDRO 4x2cm	614cm	1
A15	CAIBROS DE CEDRO 4x2cm	599cm	1
A16	CAIBROS DE CEDRO 4x2cm	584cm	1
A17	CAIBROS DE CEDRO 4x2cm	569cm	1
A18	CAIBROS DE CEDRO 4x2cm	554cm	1
A19	CAIBROS DE CEDRO 4x2cm	538cm	1
A20	CAIBROS DE CEDRO 4x2cm	523cm	1
A21	CAIBROS DE CEDRO 4x2cm	493cm	1
A22	CAIBROS DE CEDRO 4x2cm	383cm	1
A23	CAIBROS DE CEDRO 4x2cm	273cm	1
A24	CAIBROS DE CEDRO 4x2cm	163cm	1
A25	CAIBROS DE CEDRO 4x2cm	53cm	1
A26	CAIBROS DE CEDRO 4x2cm	42cm	1
A27	CAIBROS DE CEDRO 4x2cm	125cm	1
A28	CAIBROS DE CEDRO 4x2cm	208cm	1
A29	CAIBROS DE CEDRO 4x2cm	292cm	1
A30	CAIBROS DE CEDRO 4x2cm	379cm	1
A31	CAIBROS DE CEDRO 4x2cm	463cm	1
A32	CAIBROS DE CEDRO 4x2cm	542cm	1
A33	CAIBROS DE CEDRO 4x2cm	534cm	1
A34	CAIBROS DE CEDRO 4x2cm	523cm	1
A35	CAIBROS DE CEDRO 4x2cm	511cm	1
A36	CAIBROS DE CEDRO 4x2cm	500cm	1
A37	CAIBROS DE CEDRO 4x2cm	488cm	1
A38	CAIBROS DE CEDRO 4x2cm	477cm	1
A39	CAIBROS DE CEDRO 4x2cm	465cm	1
A40	CAIBROS DE CEDRO 4x2cm	454cm	1
A41	CAIBROS DE CEDRO 4x2cm	442cm	1
A42	CAIBROS DE CEDRO 4x2cm	377cm	1
A43	CAIBROS DE CEDRO 4x2cm	282cm	1
A44	CAIBROS DE CEDRO 4x2cm	187cm	1
A45	CAIBROS DE CEDRO 4x2cm	92cm	1

BARRAS TEXTURA PAREDE			
FILEIRA DE TRÁS (B)			
CÓD.	DESCRIÇÃO	DIMENSÃO	QTDE.
B1	CAIBROS DE CEDRO 4x2cm	51cm	3
B2	CAIBROS DE CEDRO 4x2cm	146cm	3
B3	CAIBROS DE CEDRO 4x2cm	241cm	3
B4	CAIBROS DE CEDRO 4x2cm	336cm	3
B5	CAIBROS DE CEDRO 4x2cm	431cm	3
B6	CAIBROS DE CEDRO 4x2cm	526cm	3
B7	CAIBROS DE CEDRO 4x2cm	621cm	86
B8	CAIBROS DE CEDRO 4x2cm	569cm	4
B9	CAIBROS DE CEDRO 4x2cm	474cm	4
B10	CAIBROS DE CEDRO 4x2cm	379cm	4
B11	CAIBROS DE CEDRO 4x2cm	285cm	4
B12	CAIBROS DE CEDRO 4x2cm	190cm	4
B13	CAIBROS DE CEDRO 4x2cm	95cm	4
B14	CAIBROS DE CEDRO 4x2cm	42cm	1
B15	CAIBROS DE CEDRO 4x2cm	125cm	1
B16	CAIBROS DE CEDRO 4x2cm	208cm	1
B17	CAIBROS DE CEDRO 4x2cm	285cm	1
B18	CAIBROS DE CEDRO 4x2cm	375cm	1
B19	CAIBROS DE CEDRO 4x2cm	474cm	1
B20	CAIBROS DE CEDRO 4x2cm	544cm	1
B21	CAIBROS DE CEDRO 4x2cm	534cm	1
B22	CAIBROS DE CEDRO 4x2cm	523cm	1
B23	CAIBROS DE CEDRO 4x2cm	511cm	1
B24	CAIBROS DE CEDRO 4x2cm	500cm	1
B25	CAIBROS DE CEDRO 4x2cm	488cm	1
B26	CAIBROS DE CEDRO 4x2cm	478cm	1
B27	CAIBROS DE CEDRO 4x2cm	465cm	1
B28	CAIBROS DE CEDRO 4x2cm	454cm	1
B29	CAIBROS DE CEDRO 4x2cm	442cm	1
B30	CAIBROS DE CEDRO 4x2cm	368cm	1
B31	CAIBROS DE CEDRO 4x2cm	273cm	1
B32	CAIBROS DE CEDRO 4x2cm	178cm	1
B33	CAIBROS DE CEDRO 4x2cm	83cm	1
B34	CAIBROS DE CEDRO 4x2cm	64cm	1
B35	CAIBROS DE CEDRO 4x2cm	174cm	1
B36	CAIBROS DE CEDRO 4x2cm	285cm	1
B37	CAIBROS DE CEDRO 4x2cm	392cm	1
B38	CAIBROS DE CEDRO 4x2cm	502cm	1
B39	CAIBROS DE CEDRO 4x2cm	523cm	1
B40	CAIBROS DE CEDRO 4x2cm	538cm	1
B41	CAIBROS DE CEDRO 4x2cm	554cm	1
B42	CAIBROS DE CEDRO 4x2cm	569cm	1
B43	CAIBROS DE CEDRO 4x2cm	584cm	1
B44	CAIBROS DE CEDRO 4x2cm	599cm	1
B45	CAIBROS DE CEDRO 4x2cm	614cm	1

BARRAS MOLDURA TEXTURA PAREDE			
MOLDURA (C)			
PAREDE	DESCRIÇÃO	DIMENSÃO	QTDE.
01	CAIBROS DE CEDRO 4x4cm	4652cm	2
01	CAIBROS DE CEDRO 4x4cm	444cm	2
02	CAIBROS DE CEDRO 4x4cm	1131cm	2
02	CAIBROS DE CEDRO 4x4cm	444cm	2
03.PARTE 1	CAIBROS DE CEDRO 4x4cm	928cm	1
03.PARTE 1	CAIBROS DE CEDRO 4x4cm	444cm	1
03.PARTE 1	CAIBROS DE CEDRO 4x4cm	923cm	1
03.PARTE 1	CAIBROS DE CEDRO 4x4cm	315cm	1
03.PARTE 2	CAIBROS DE CEDRO 4x4cm	934cm	1
03.PARTE 2	CAIBROS DE CEDRO 4x4cm	444cm	1
03.PARTE 2	CAIBROS DE CEDRO 4x4cm	929cm	1
03.PARTE 2	CAIBROS DE CEDRO 4x4cm	314cm	1
04	CAIBROS DE CEDRO 4x4cm	1131cm	2
04	CAIBROS DE CEDRO 4x4cm	444cm	2

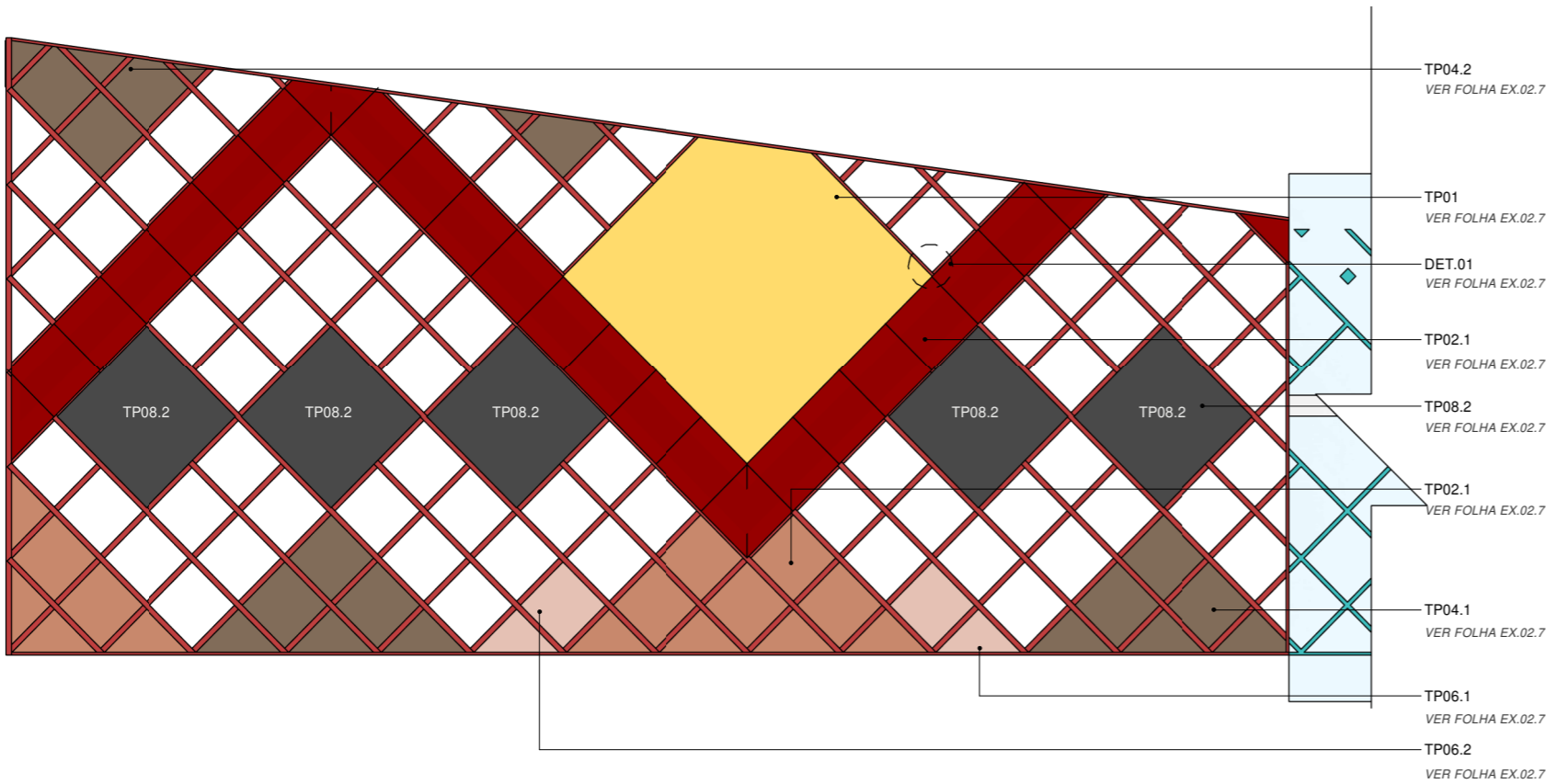


EX_PLANTA MuCA
1 : 1000

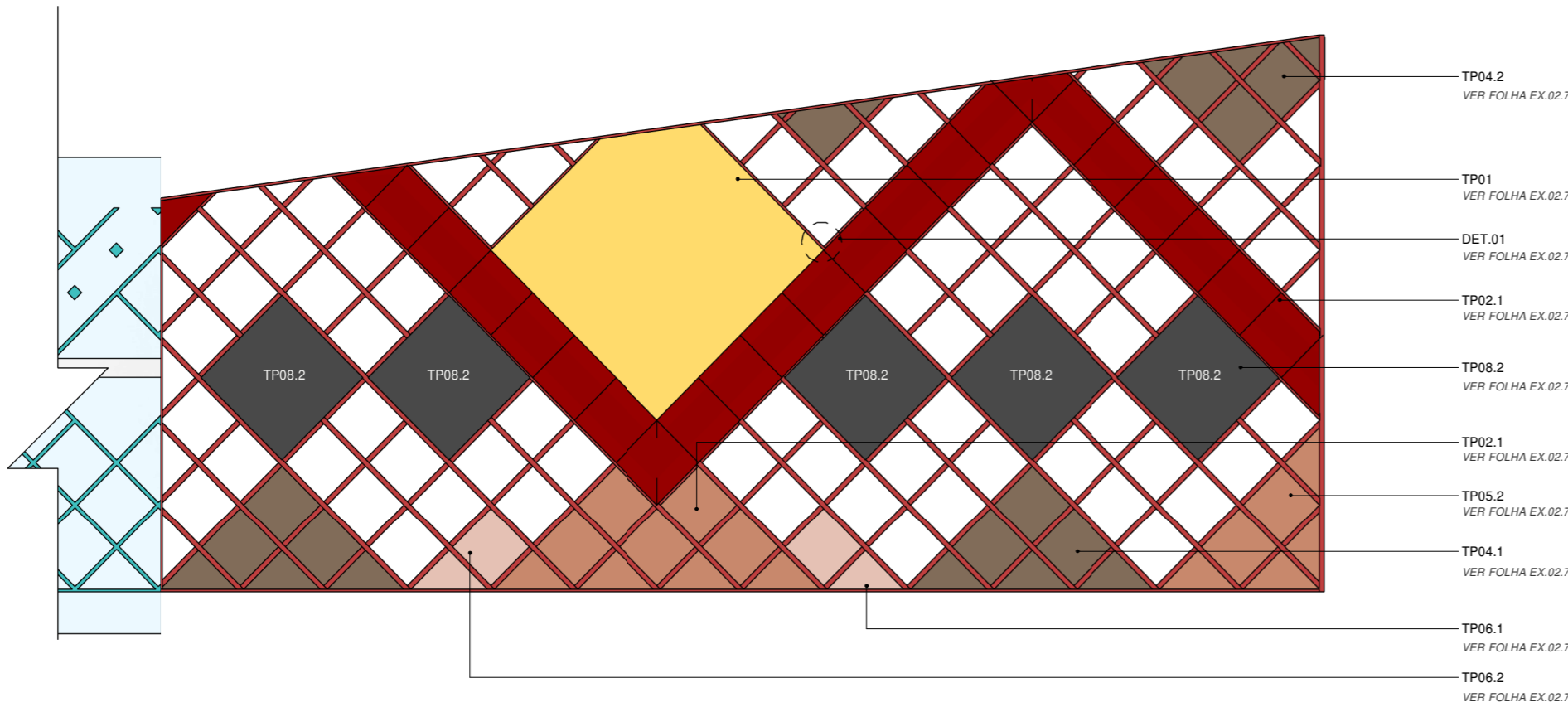


EX_ELEVAÇÃO TEXTURA PAREDE 03
1 : 200

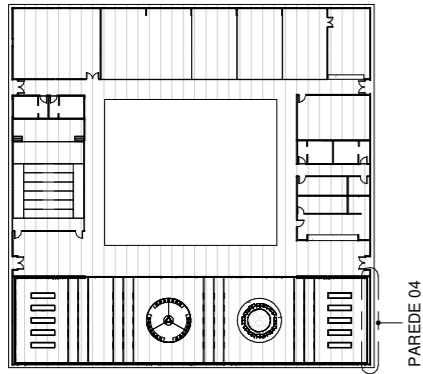
COMPONENTES TEXTURA PAREDE		
CÓD.	DESCRIÇÃO	QTDE.
TP-01	PAINEL CONTEXTO	9
TP-02.1	LINHA DO TEMPO VARIAÇÃO 01	184
TP-02.2	LINHA DO TEMPO VARIAÇÃO 02	3
TP-02.3	LINHA DO TEMPO VARIAÇÃO 03	3
TP-02.4	LINHA DO TEMPO VARIAÇÃO 04	2
TP-03	CONTRAPESO	36
TP-04.1	PAINEL DE MARCENARIA 01 VARIAÇÃO 01	30
TP-04.2	PAINEL DE MARCENARIA 01 VARIAÇÃO 02	8
TP-05.1	PAINEL DE MARCENARIA 02 VARIAÇÃO 01	9
TP-05.2	PAINEL DE MARCENARIA 02 VARIAÇÃO 02	8
TP-05.3	PAINEL DE MARCENARIA 02 VARIAÇÃO 03	11
TP-05.4	PAINEL DE MARCENARIA 02 VARIAÇÃO 04	4
TP-06.1	PAINEL DE MARCENARIA 03 VARIAÇÃO 01	13
TP-06.2	PAINEL DE MARCENARIA 03 VARIAÇÃO 02	13
TP-07	PAINEL BACKLIGHT	4
TP-08.1	MÁSCARA PARA MONITOR	8
TP-08.2	PAINEL DE MARCENARIA 04	22
TP-09	PAINEL DE MARCENARIA 05	16
TP-10.1	ESPELHO CRISTAL VARIAÇÃO 01	115
TP-10.2	ESPELHO CRISTAL VARIAÇÃO 02	18



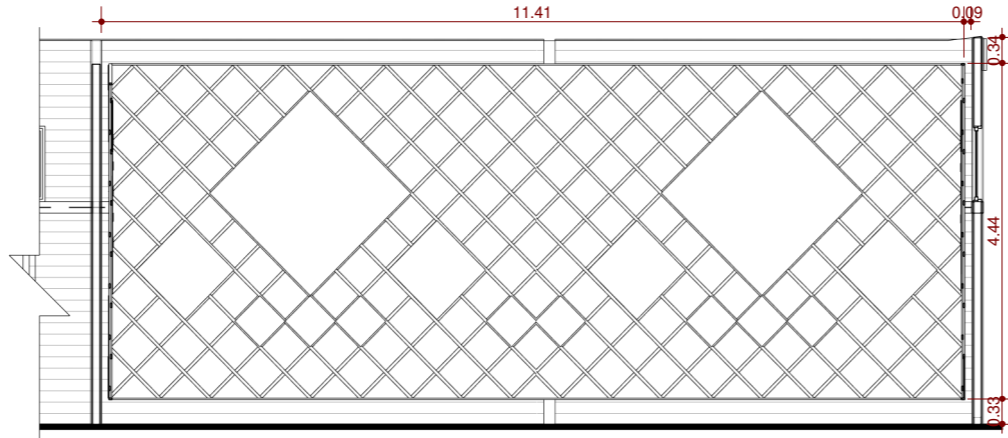
EX_COMPOSIÇÃO TEXTURA PAREDE 03
1 : 50



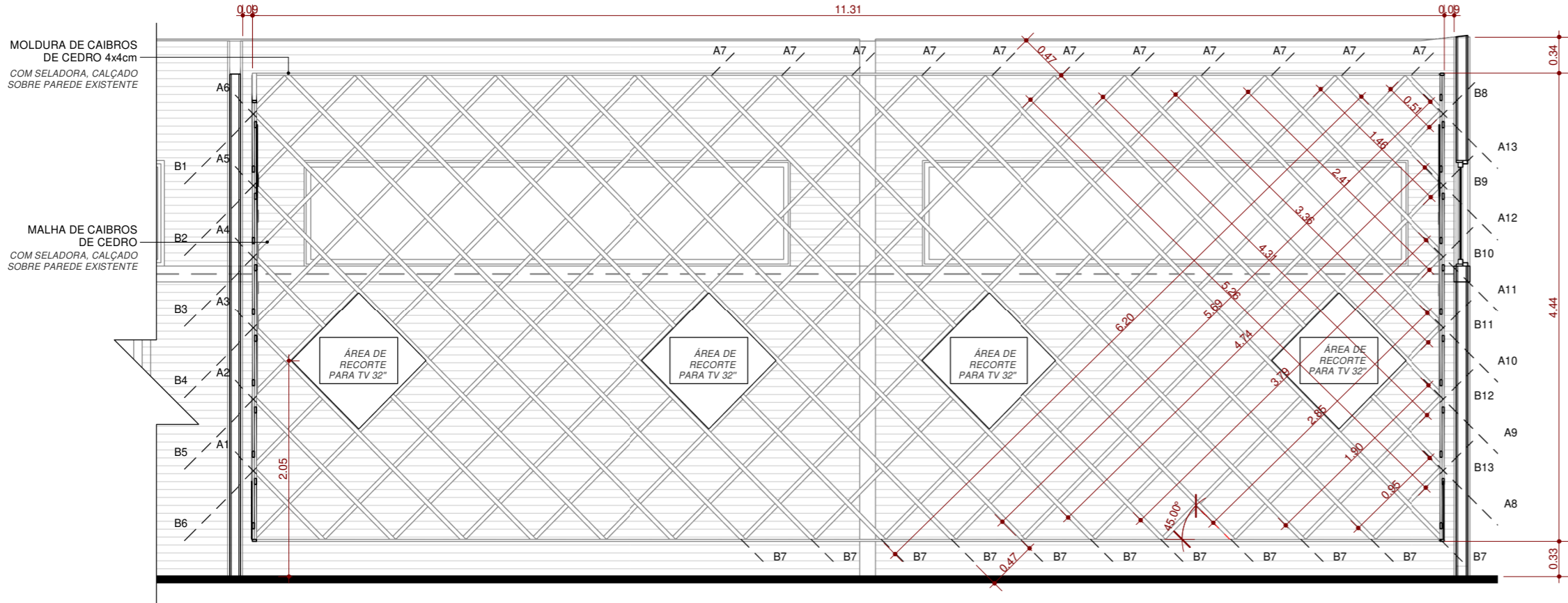
EX_COMPOSIÇÃO TEXTURA PAREDE 03 Copy 1
1 : 50



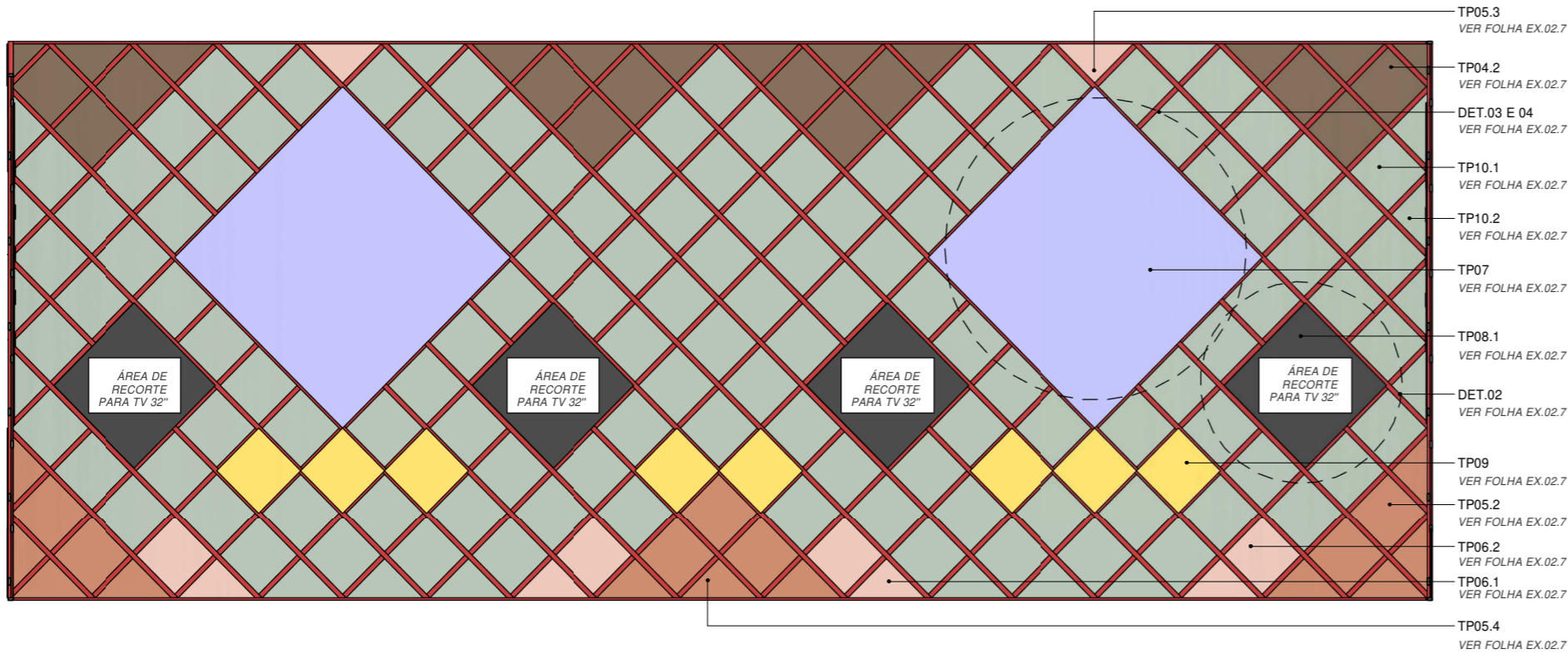
EX_PLANTA MuCA
1 : 1000



EX_ELEVAÇÃO TEXTURA PAREDE 04
1 : 100



EX ESTRUTURA TEXTURA PAREDE 04
1 : 50



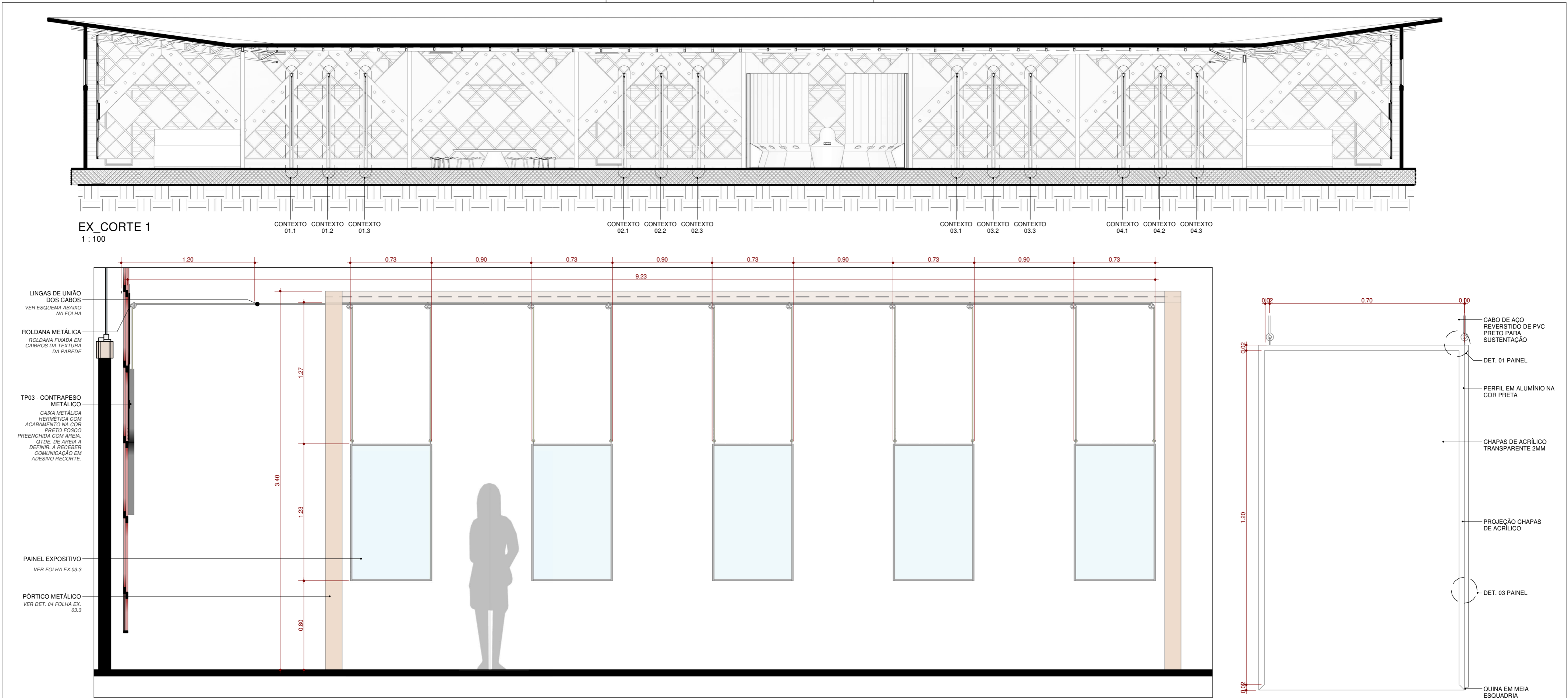
EX_COMPOSIÇÃO TEXTURA PAREDE 04
1 : 50

COMPONENTES TEXTURA PAREDE		
CÓD.	DESCRIÇÃO	QTDE.
TP-01	PAINEL CONTEXTO	9
TP-02.1	LINHA DO TEMPO VARIAÇÃO 01	184
TP-02.2	LINHA DO TEMPO VARIAÇÃO 02	3
TP-02.3	LINHA DO TEMPO VARIAÇÃO 03	3
TP-02.4	LINHA DO TEMPO VARIAÇÃO 04	2
TP-03	CONTRAPESO	36
TP-04.1	PAINEL DE MARCENARIA 01 VARIAÇÃO 01	30
TP-04.2	PAINEL DE MARCENARIA 01 VARIAÇÃO 02	8
TP-05.1	PAINEL DE MARCENARIA 02 VARIAÇÃO 01	9
TP-05.2	PAINEL DE MARCENARIA 02 VARIAÇÃO 02	8
TP-05.3	PAINEL DE MARCENARIA 02 VARIAÇÃO 03	11
TP-05.4	PAINEL DE MARCENARIA 02 VARIAÇÃO 04	4
TP-06.1	PAINEL DE MARCENARIA 03 VARIAÇÃO 01	13
TP-06.2	PAINEL DE MARCENARIA 03 VARIAÇÃO 02	13
TP-07	PAINEL BACKLIGHT	4
TP-08.1	MÁSCARA PARA MONITOR	8
TP-08.2	PAINEL DE MARCENARIA 04	22
TP-09	PAINEL DE MARCENARIA 05	16
TP-10.1	ESPELHO CRISTAL VARIAÇÃO 01	115
TP-10.2	ESPELHO CRISTAL VARIAÇÃO 02	18

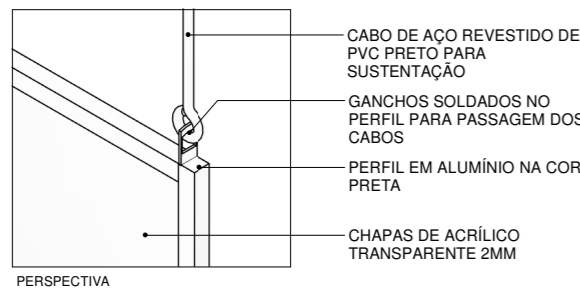
BARRAS TEXTURA PAREDE			
FILEIRA DA FRENTE (A)			
CÓD.	DESCRIÇÃO	DIMENSÃO	QTDE.
A1	CAIBROS DE CEDRO 4x2cm	95cm	4
A2	CAIBROS DE CEDRO 4x2cm	190cm	4
A3	CAIBROS DE CEDRO 4x2cm	285cm	4
A4	CAIBROS DE CEDRO 4x2cm	379cm	4
A5	CAIBROS DE CEDRO 4x2cm	474cm	4
A6	CAIBROS DE CEDRO 4x2cm	569cm	4
A7	CAIBROS DE CEDRO 4x2cm	621cm	86
A8	CAIBROS DE CEDRO 4x2cm	526cm	3
A9	CAIBROS DE CEDRO 4x2cm	431cm	3
A10	CAIBROS DE CEDRO 4x2cm	336cm	3
A11	CAIBROS DE CEDRO 4x2cm	241cm	3
A12	CAIBROS DE CEDRO 4x2cm	146cm	3
A13	CAIBROS DE CEDRO 4x2cm	51cm	3

BARRAS TEXTURA PAREDE			
FILEIRA DE TRÁS (B)			
CÓD.	DESCRIÇÃO	DIMENSÃO	QTDE.
B1	CAIBROS DE CEDRO 4x2cm	51cm	3
B2	CAIBROS DE CEDRO 4x2cm	146cm	3
B3	CAIBROS DE CEDRO 4x2cm	241cm	3
B4	CAIBROS DE CEDRO 4x2cm	336cm	3
B5	CAIBROS DE CEDRO 4x2cm	431cm	3
B6	CAIBROS DE CEDRO 4x2cm	526cm	3
B7	CAIBROS DE CEDRO 4x2cm	621cm	86
B8	CAIBROS DE CEDRO 4x2cm	569cm	4
B9	CAIBROS DE CEDRO 4x2cm	474cm	4
B10	CAIBROS DE CEDRO 4x2cm	379cm	4
B11	CAIBROS DE CEDRO 4x2cm	285cm	4
B12	CAIBROS DE CEDRO 4x2cm	190cm	4
B13	CAIBROS DE CEDRO 4x2cm	95cm	4

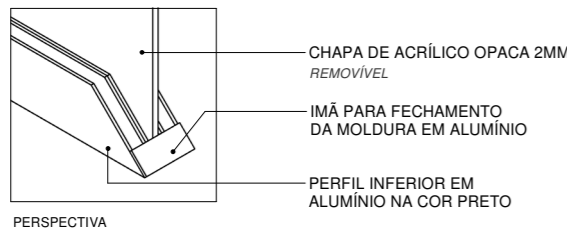
BARRAS MOLDURA TEXTURA PAREDE			
MOLDURA (C)			
PAREDE	DESCRIÇÃO	DIMENSÃO	QTDE.
01	CAIBROS DE CEDRO 4x4cm	4652cm	2
01	CAIBROS DE CEDRO 4x4cm	444cm	2
02	CAIBROS DE CEDRO 4x4cm	1131cm	2
02	CAIBROS DE CEDRO 4x4cm	444cm	2
03.PARTE 1	CAIBROS DE CEDRO 4x4cm	928cm	1
03.PARTE 1	CAIBROS DE CEDRO 4x4cm	444cm	1
03.PARTE 1	CAIBROS DE CEDRO 4x4cm	923cm	1
03.PARTE 1	CAIBROS DE CEDRO 4x4cm	315cm	1
03.PARTE 2	CAIBROS DE CEDRO 4x4cm	934cm	1
03.PARTE 2	CAIBROS DE CEDRO 4x4cm	444cm	1
03.PARTE 2	CAIBROS DE CEDRO 4x4cm	929cm	1
03.PARTE 2	CAIBROS DE CEDRO 4x4cm	314cm	1
04	CAIBROS DE CEDRO 4x4cm	1131cm	2
04	CAIBROS DE CEDRO 4x4cm	444cm	2



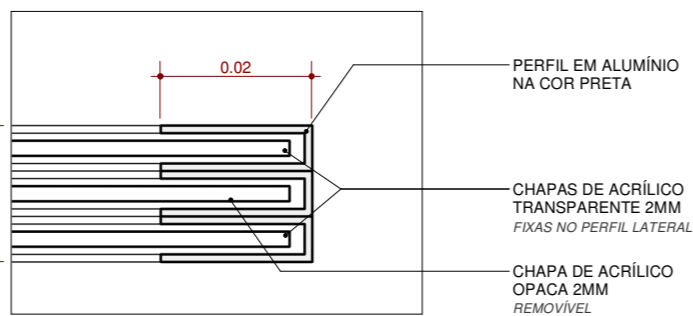
EX_VISTA PAINÉIS CONTEXTOS
1 : 25



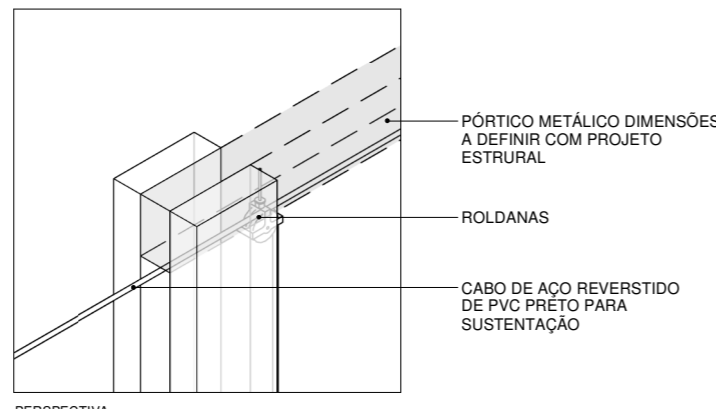
EX_DET. 01 PAINEL



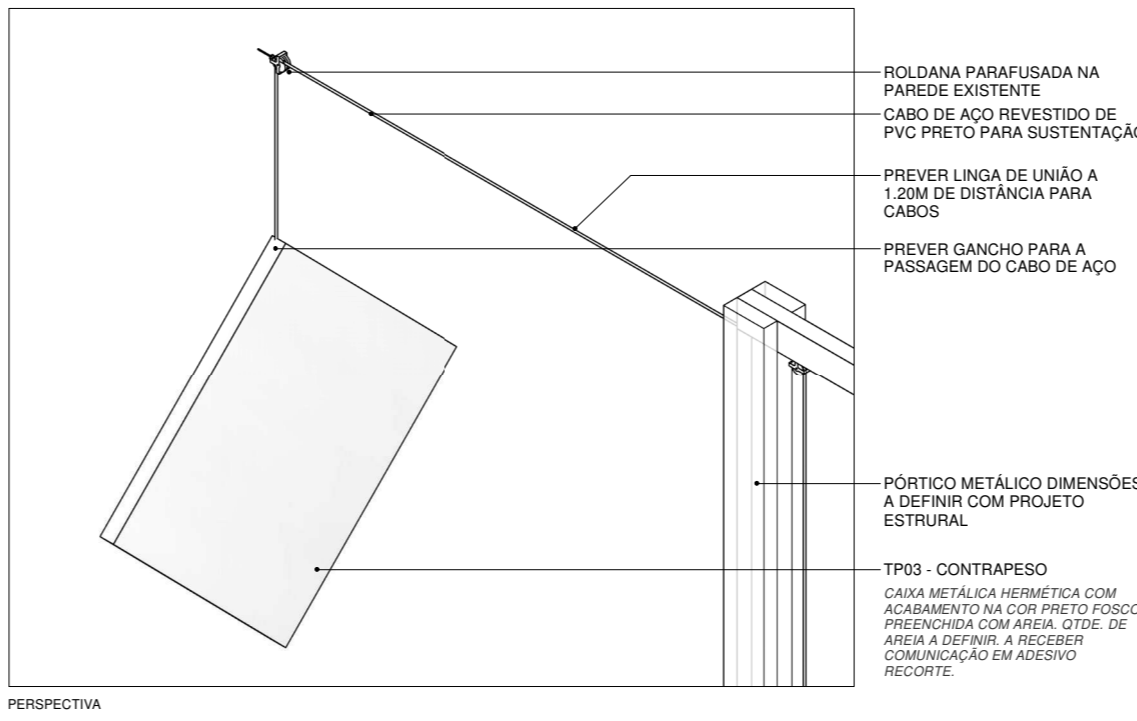
EX_DET. 02 PAINEL



EX_DET. 03 PAINEL
1 : 1

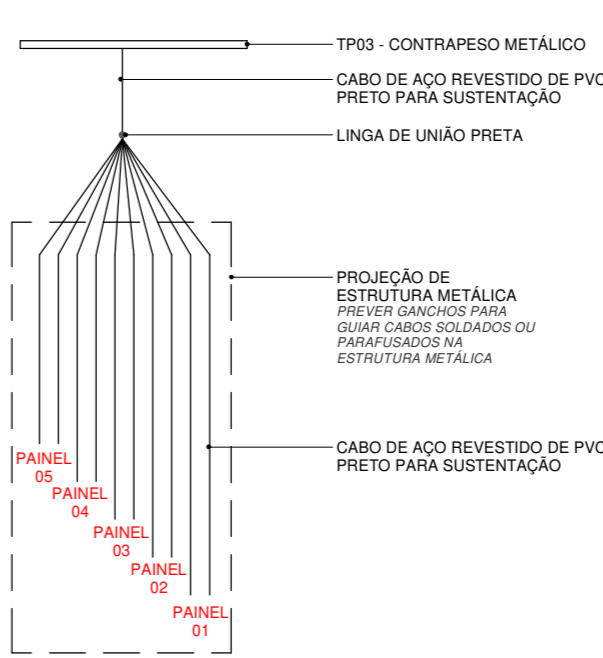
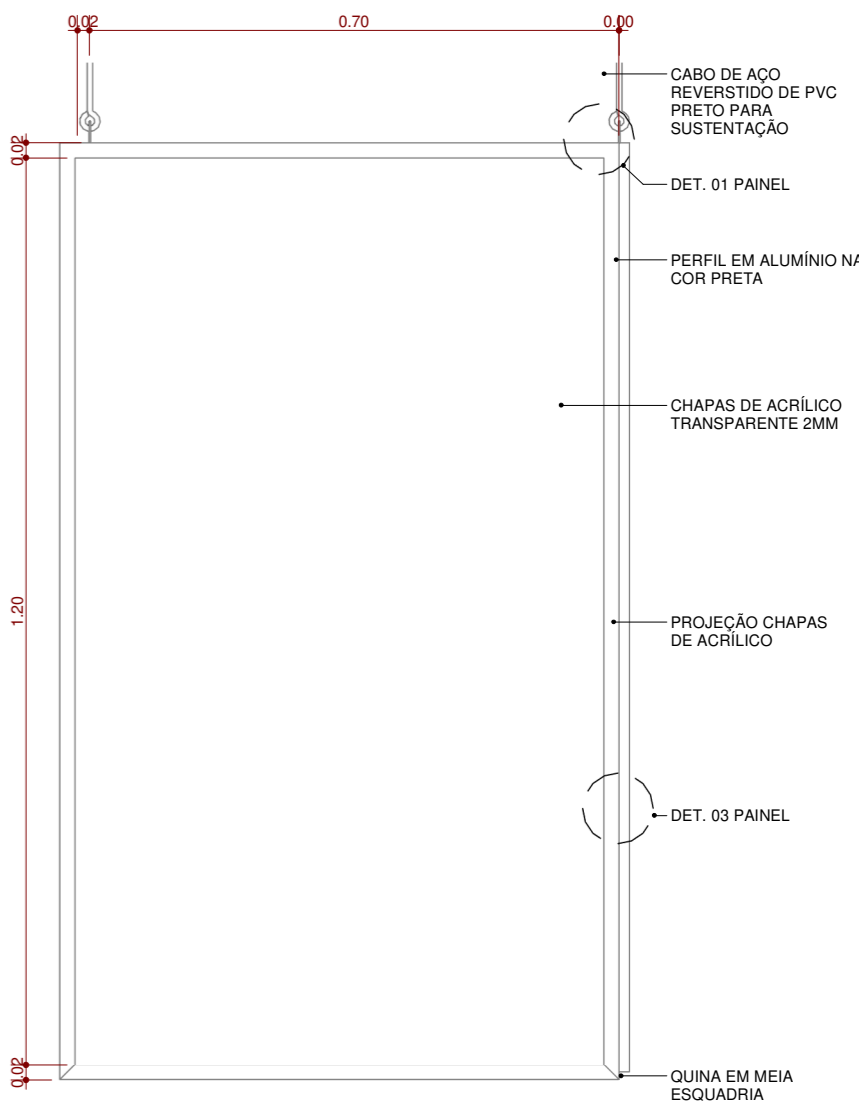


EX_DET. 04 PÓRTICO METÁLICO

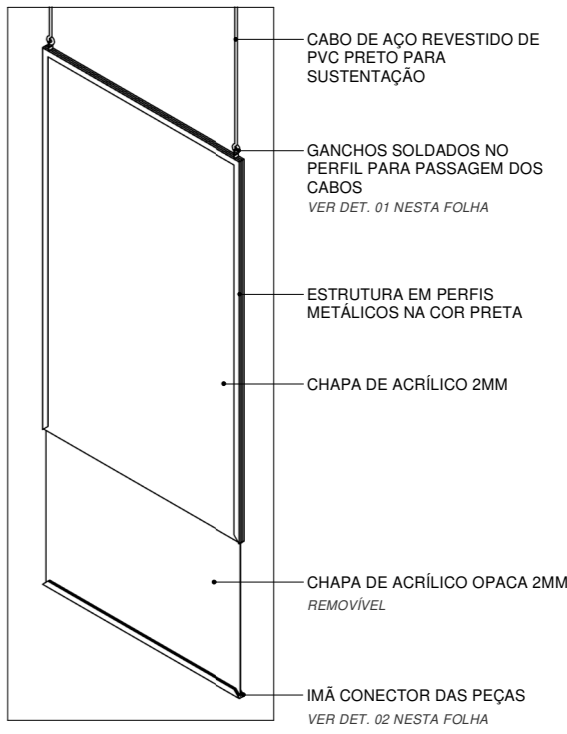


EX_DET.06 CONTRAPESO

EX_VISTA PAINEL
1 : 10



ESQUEMA CABOS DE AÇO
1 : 20



EX_ISOMÉTRICA PAINEL

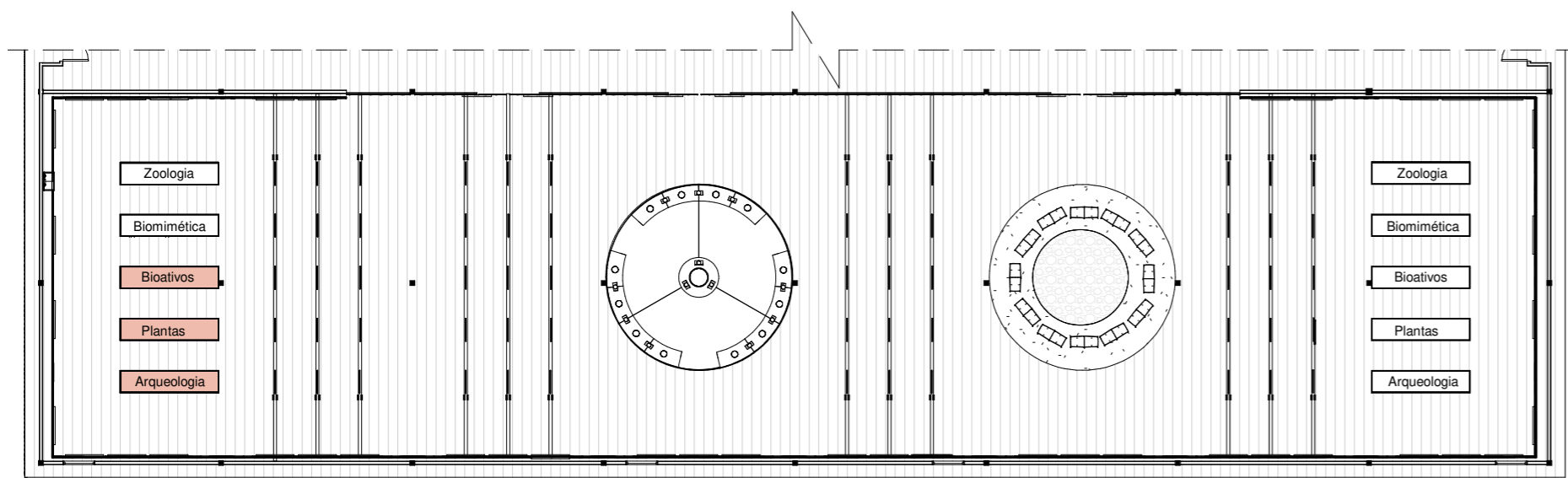
DETALHAMENTO PAINÉIS 01
Muca Museografia

ESCALA: INDICADA
DATA: 31/01/2020

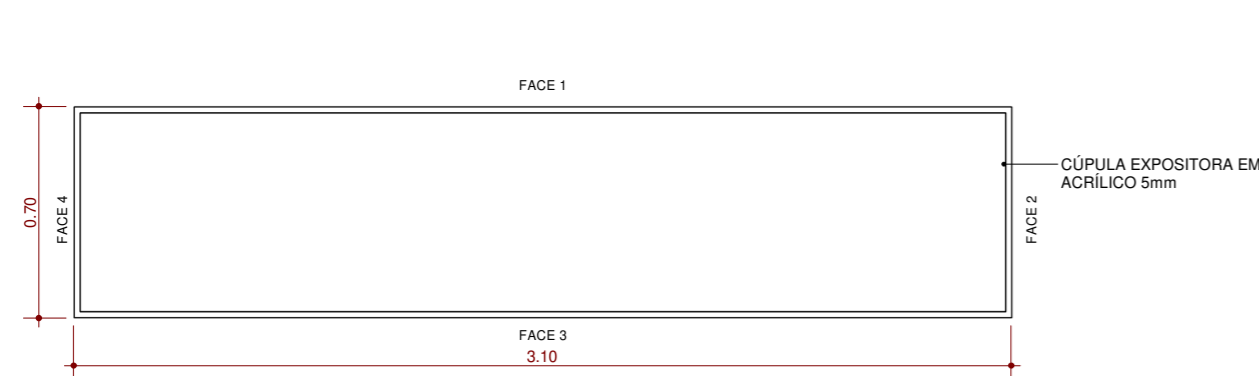
OBS: 1. Medidas em metros. Em casos específicos a unidade será especificada.
2. Conferir todas as medidas no local.
3. As medidas prevalecem sobre o desenho.
4. Para iformações complementares sobre o desenho consultar o memorial.
5. Qualquer mudança que altere a concepção e conceito do espaço deve ser aprovada pelo Atelier Marko Brajovic.

Atelier
Marko
Brajovic
SCENOGRAPHY,
ARCHITECTURE
AND DESIGN
www.markobrajovic.com

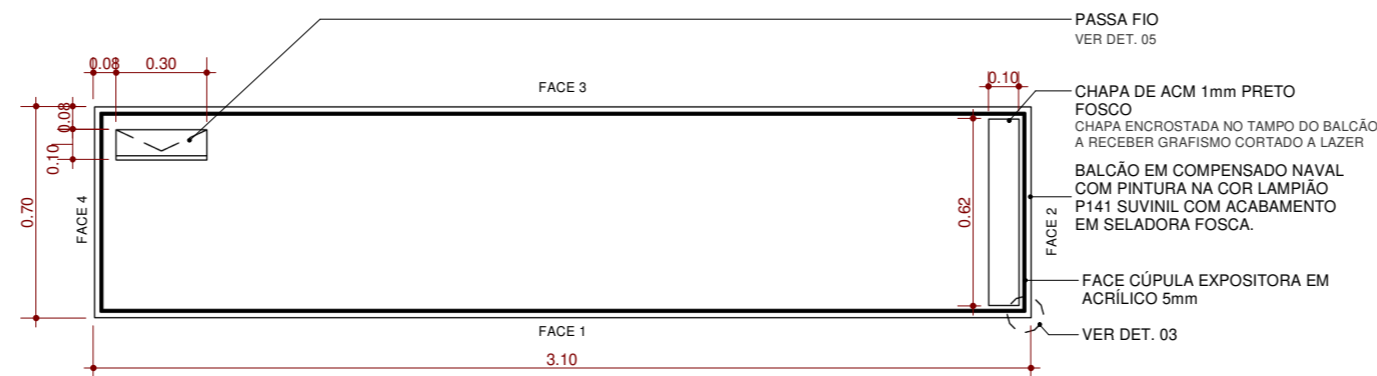
EX.03.1



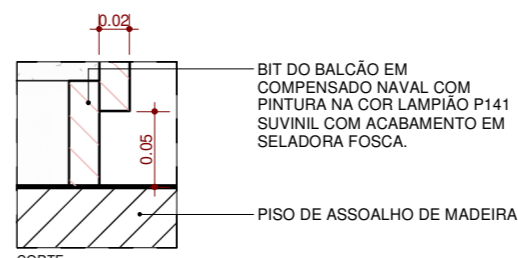
EX_PLANTA EXPOSIÇÃO
1 : 200



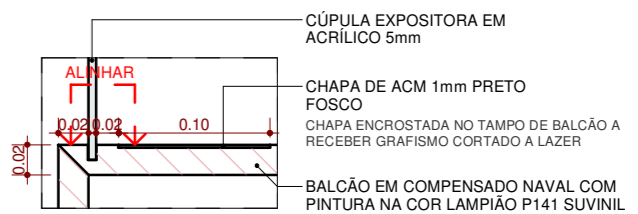
EX_PLANTA BALCÃO COM CÚPULA
1 : 25




EX_PLANTA BALCÃO SEM CÚPULA
1 : 25



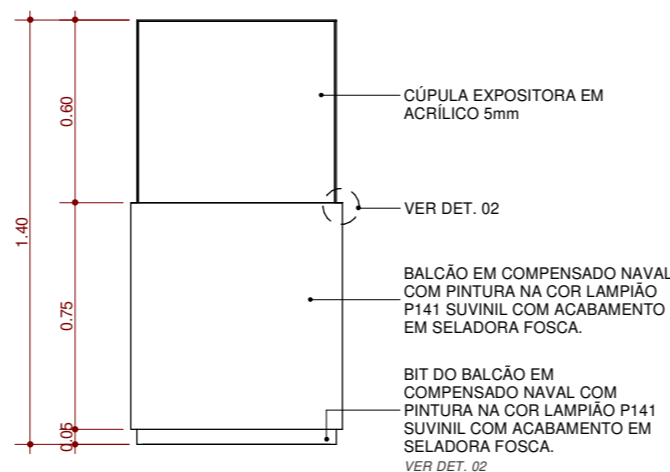
EX_DET. 01 RODAPÉ INVERTIDO
1 : 5



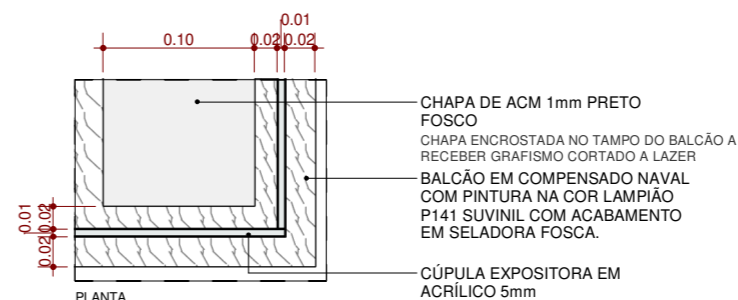
EX_DET. 02 CHAPA METÁLICA
1 : 5



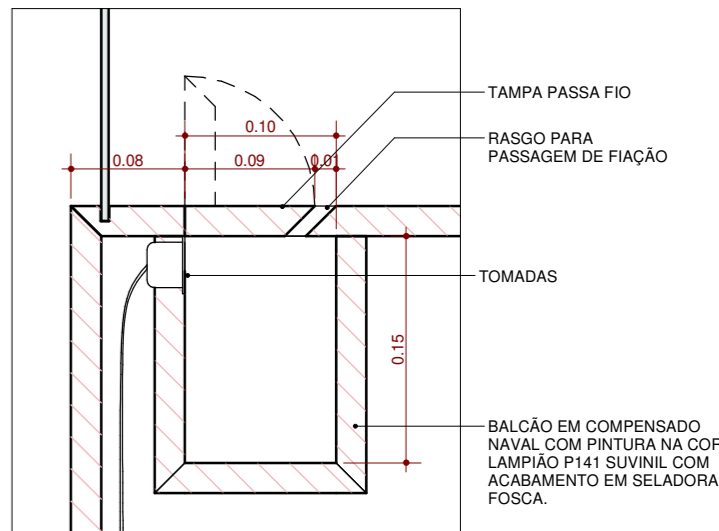
EX_ELEVAÇÃO FACE 1/3 BALCÃO EXPOSITOR
1 : 25



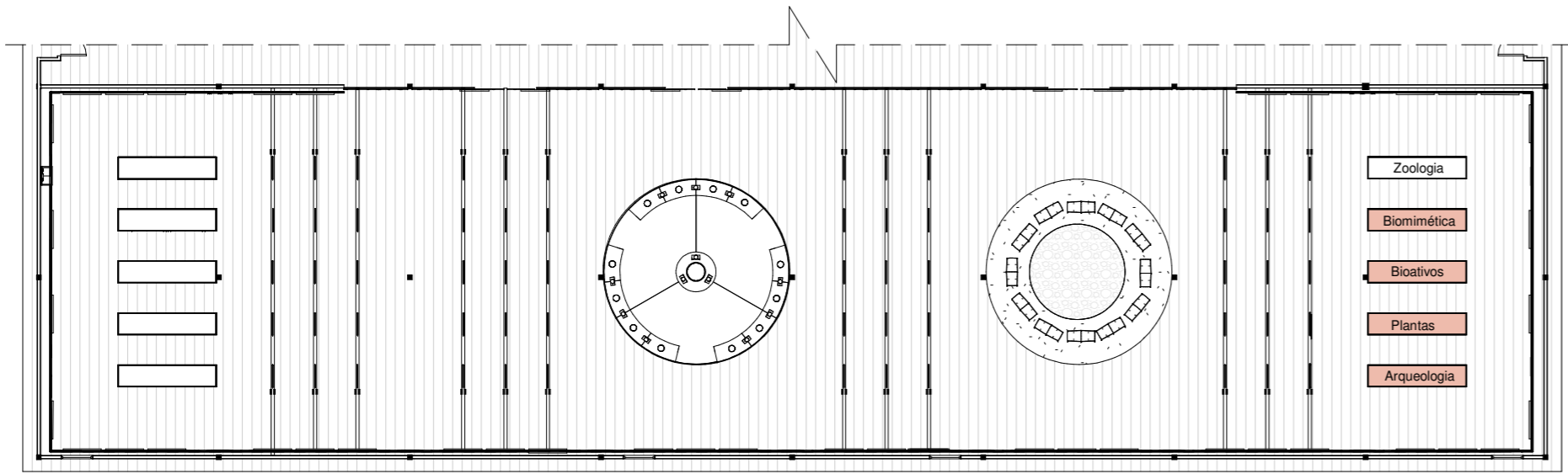
EX_ELEVAÇÃO FACE 2/4 BALCÃO EXPOSITOR
1 : 25



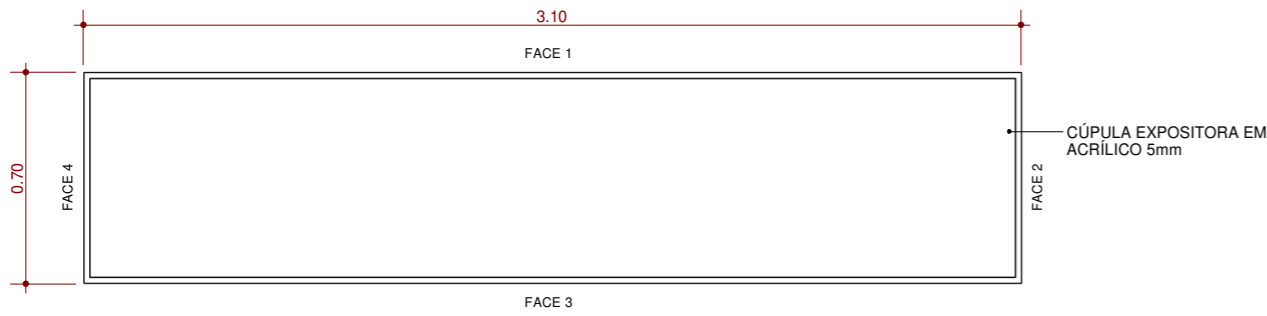
EX_DET. 03 CÚPULA DE ACRÍLICO
1 : 5




EX_DET. 05 PASSA FIO
1 : 5



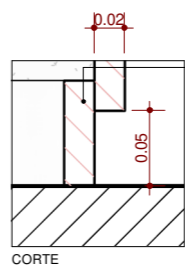
EX_PLANTA EXPOSIÇÃO
1 : 200



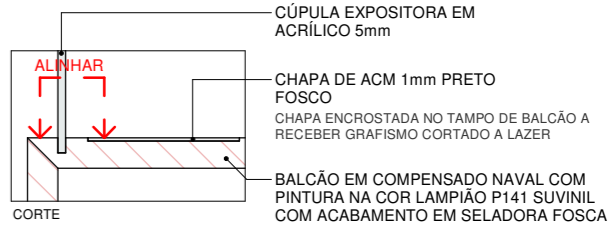
EX_PLANTA BALCÃO COM CÚPULA
1 : 25




EX_PLANTA BALCÃO SEM CÚPULA
1 : 25



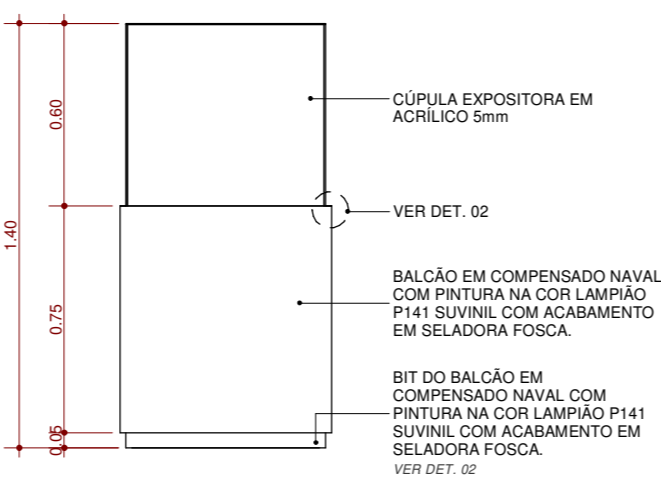
EX_DET. 01 RODAPÉ INVERTIDO
1 : 5



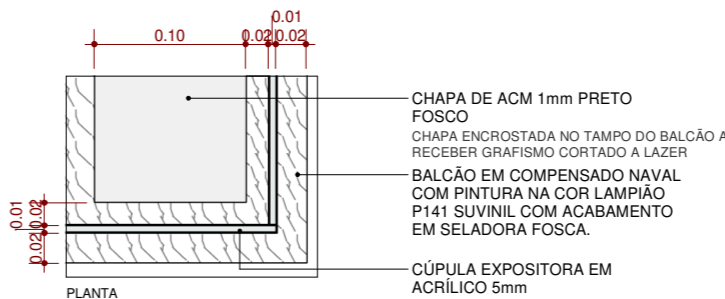
EX_DET. 02 CHAPA METÁLICA
1 : 5



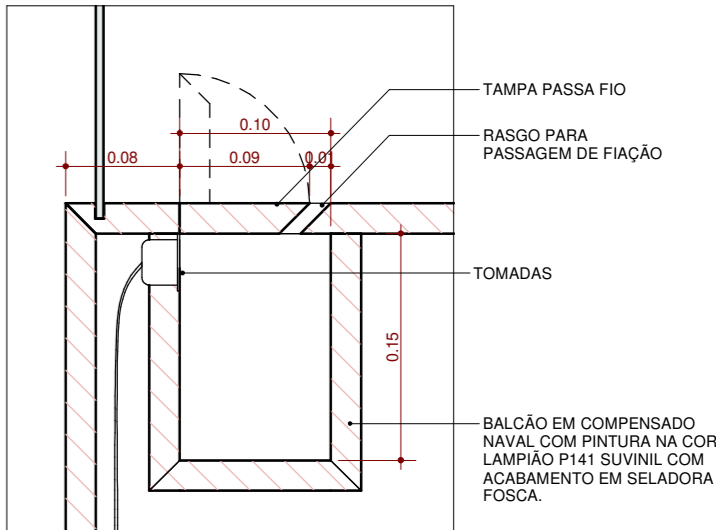
ELEVAÇÃO FACE 1/3 BALCÃO EXPOSITOR
1 : 25



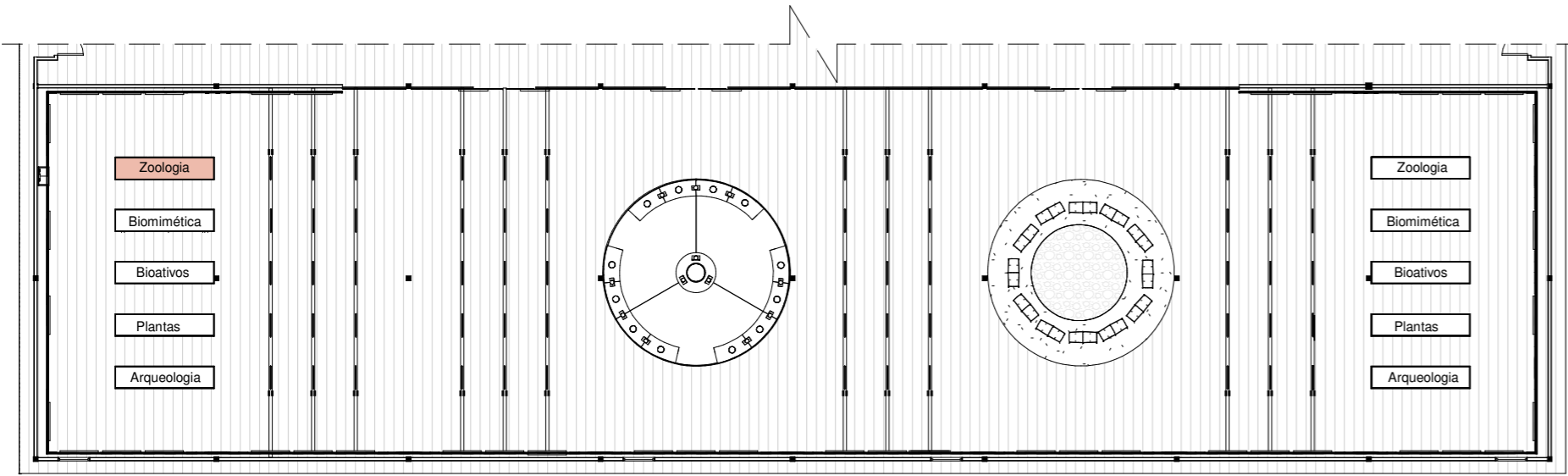
ELEVAÇÃO FACE 2/4 BALCÃO EXPOSITOR
1 : 25




EX_DET. 03 CÚPULA DE ACRÍLICO
1 : 5



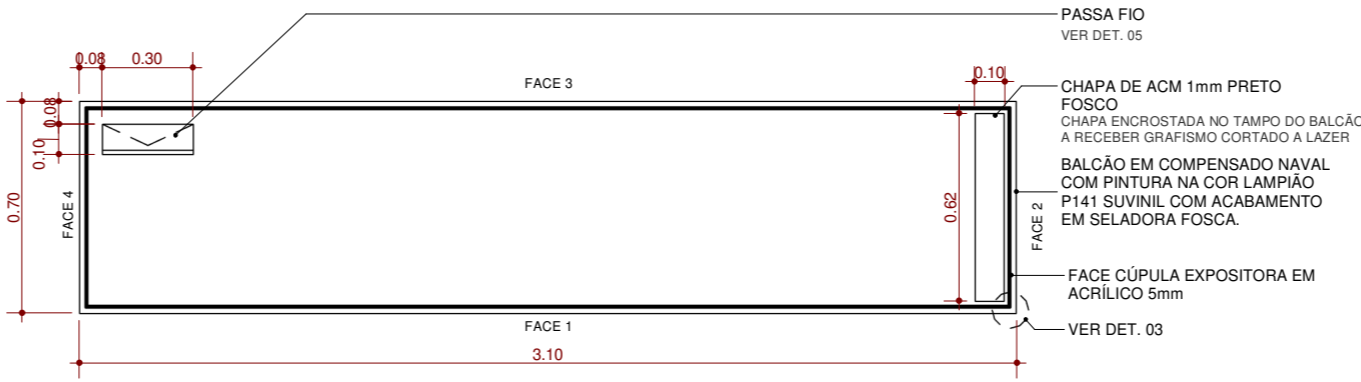
EX_DET. 05 PASSA FIO
1 : 5



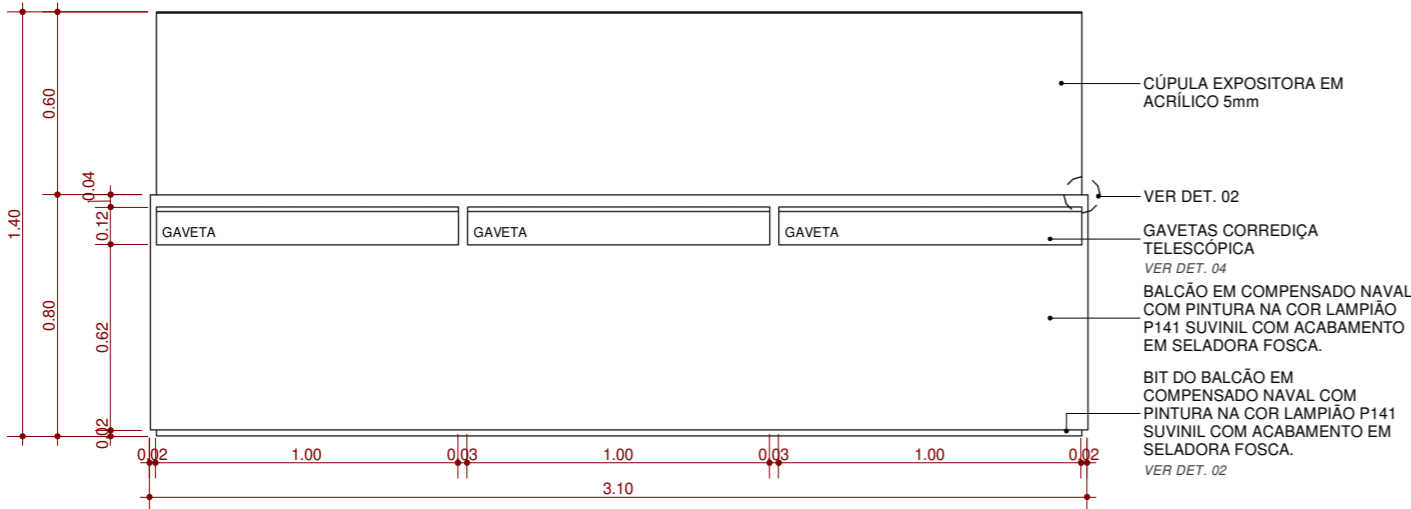
EX_PLANTA EXPOSIÇÃO
1 : 200



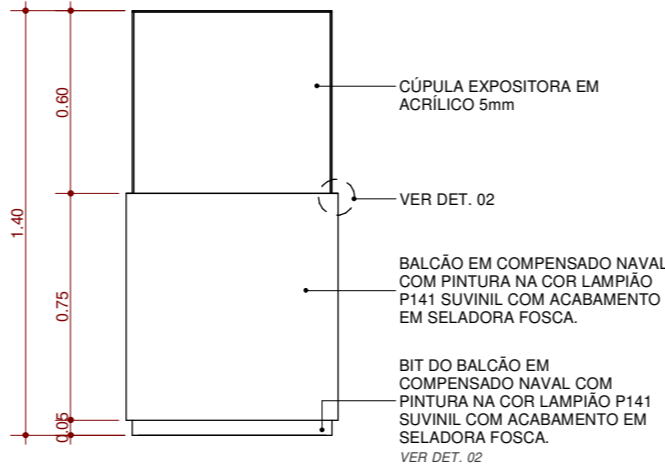
EX_PLANTA BALCÃO COM CÚPULA
1 : 25



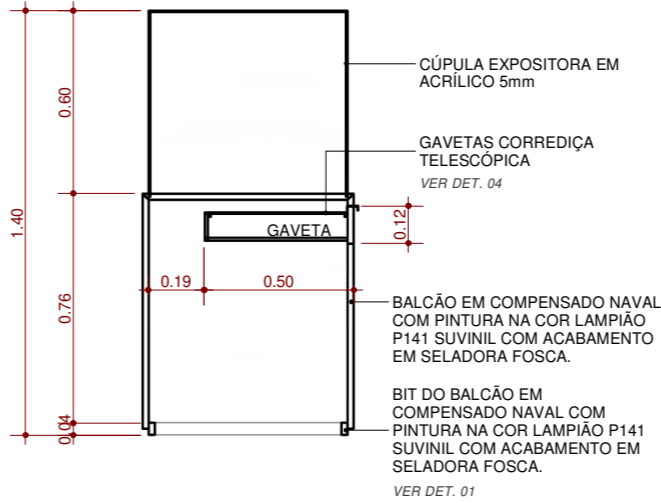
EX_PLANTA BALCÃO SEM CÚPULA
1 : 25



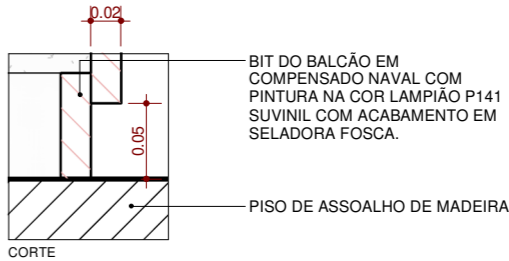
EX_ELEVAÇÃO FACE 01 BALCÃO ZOOLOGIA
1 : 25



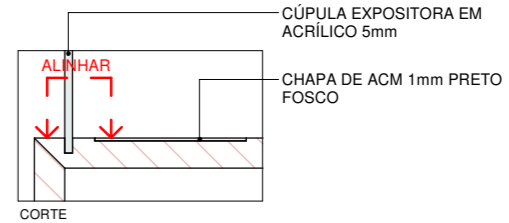
ELEVAÇÃO FACE 2/4 BALCÃO ZOOLOGIA
1 : 25




EX_CORTE BALCÃO ZOOLOGIA
1 : 25



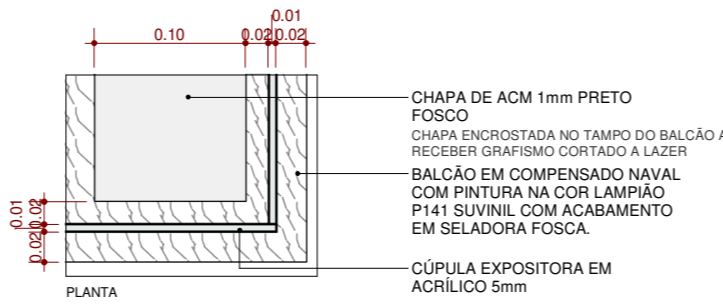
EX_DET. 01 RODAPÉ INVERTIDO
1 : 5



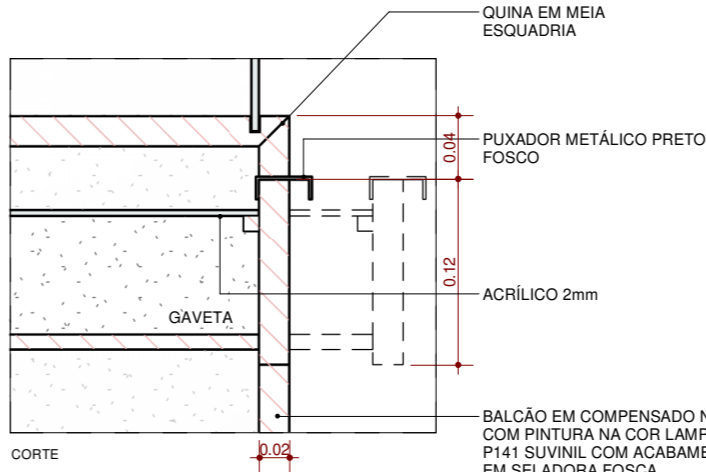
EX_DET. 02 CHAPA METÁLICA
1 : 5



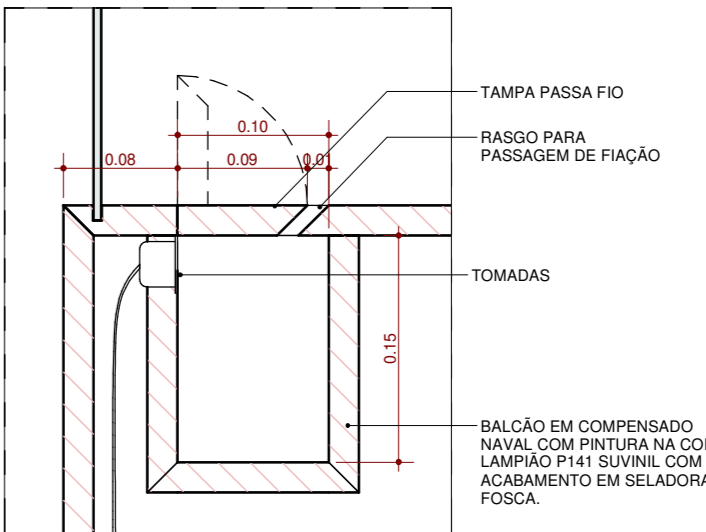
EX_ELEVAÇÃO FACE 03 BALCÃO ZOOLOGIA
1 : 25



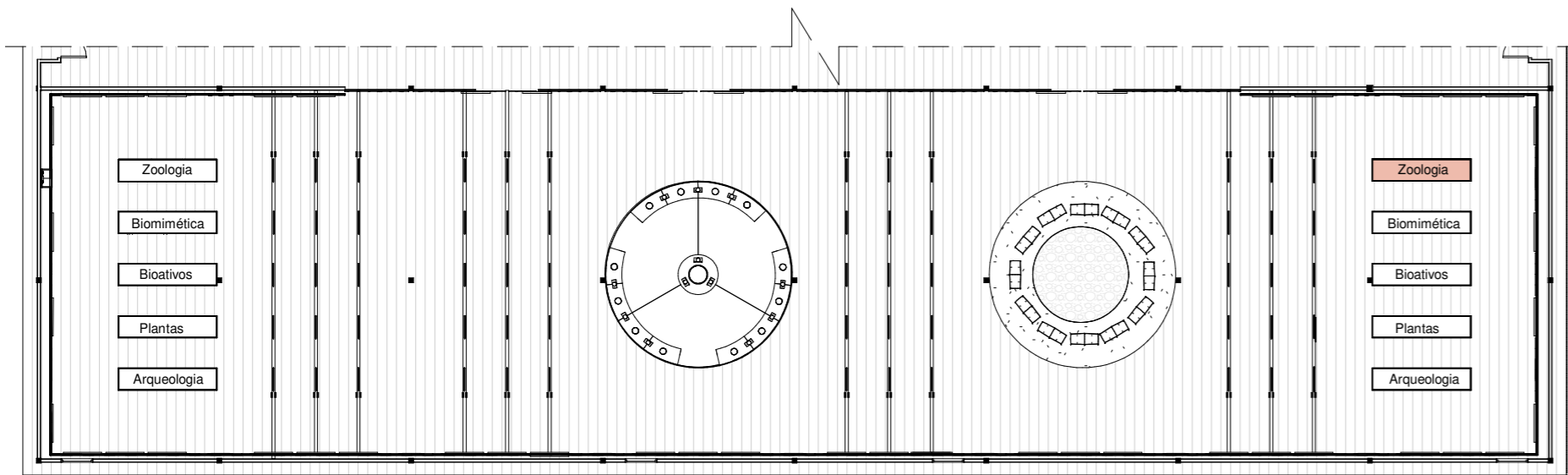
DET. 03 CÚPULA DE ACRÍLICO
1 : 5




EX_DET. 04 GAVETA
1 : 5




EX_DET. 05 PASSA FIO
1 : 5




EX_PLANTA EXPOSIÇÃO
1 : 200



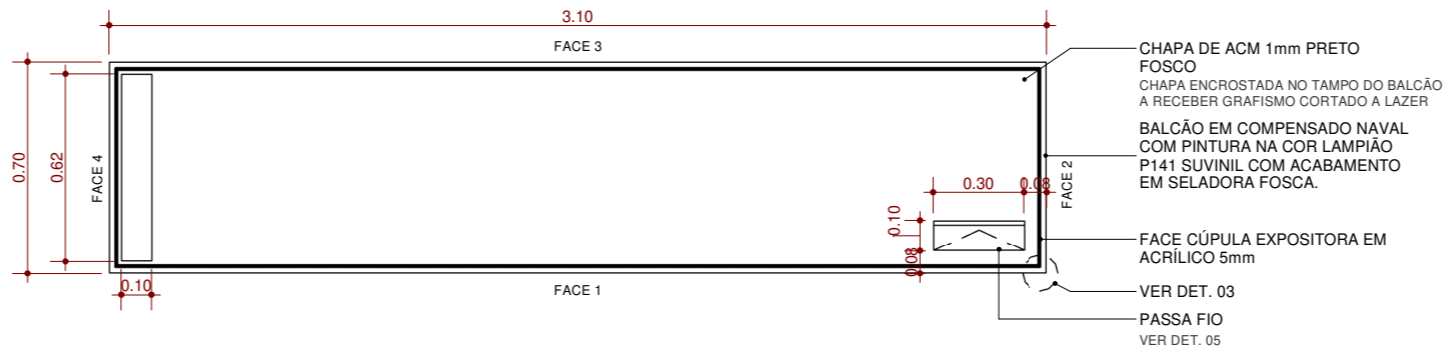
EX_PLANTA BALCÃO COM CÚPULA
1 : 25



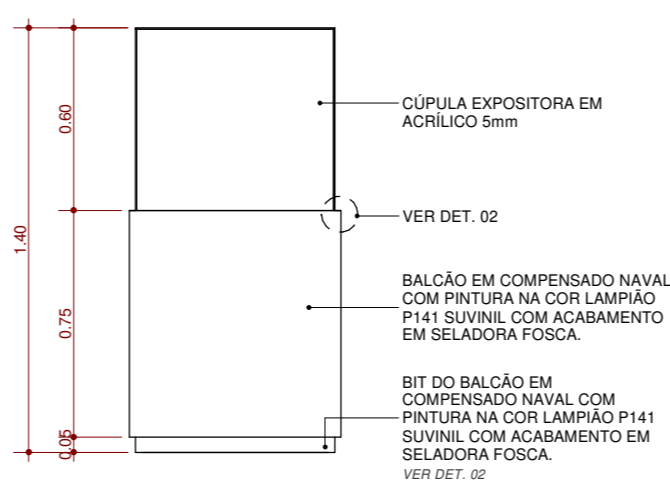
ELEVÇÃO FACE 1 BALCÃO EXPOSITOR
1 : 25



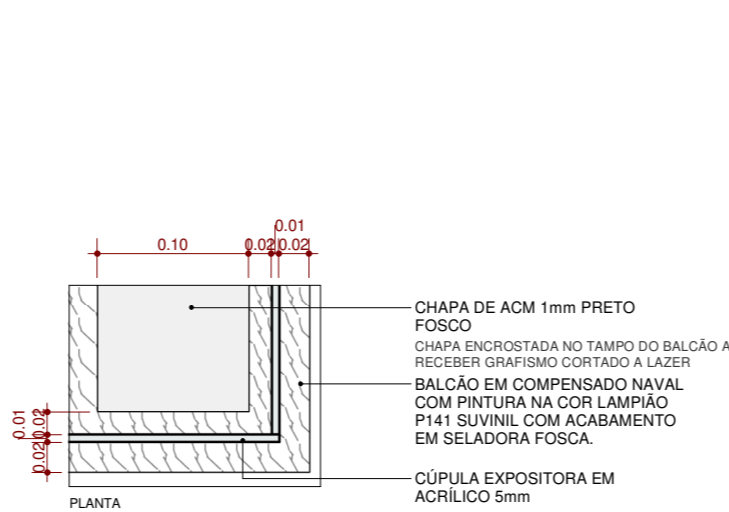
ELEVÇÃO FACE 03 BALCÃO ZOOLOGIA
1 : 25



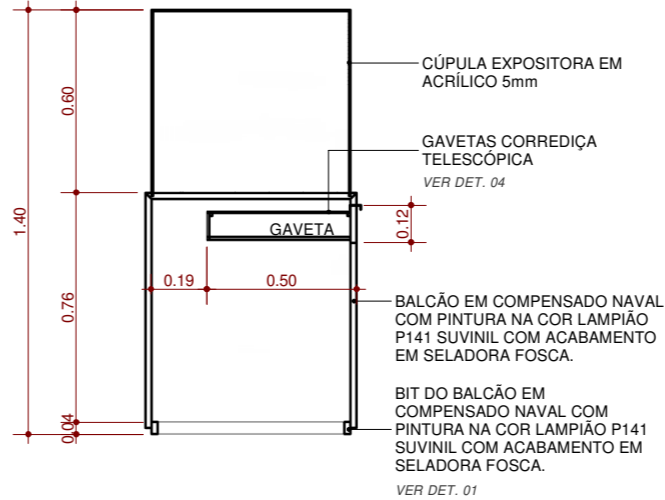
EX_PLANTA BALCÃO SEM CÚPULA
1 : 25



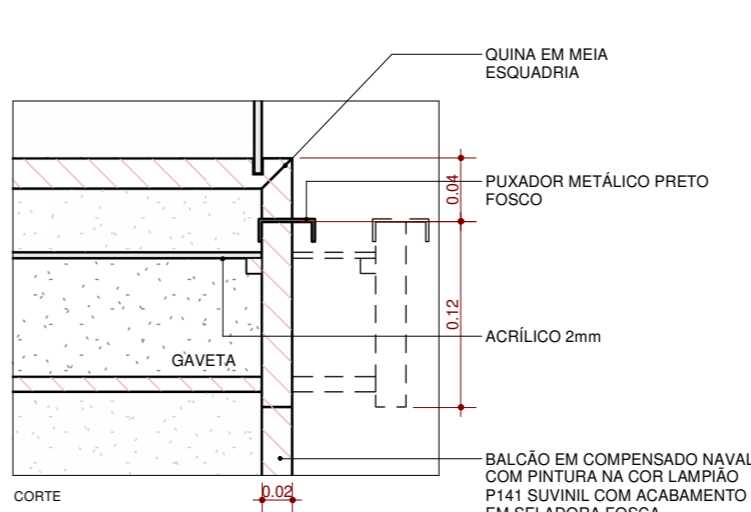
ELEVÇÃO FACE 2/4 BALCÃO EXPOSITOR
1 : 25



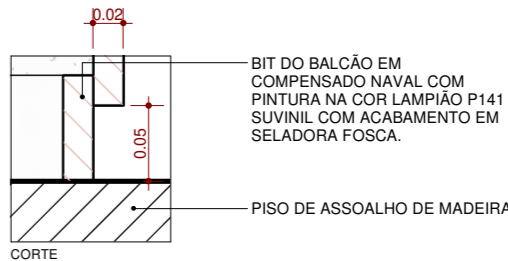
EX_DET. 03 CÚPULA DE ACRÍLICO
1 : 5



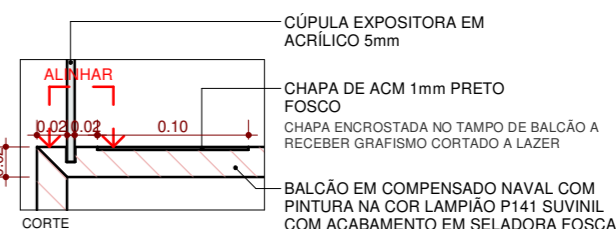
CORTE BALCÃO ZOOLOGIA
1 : 25



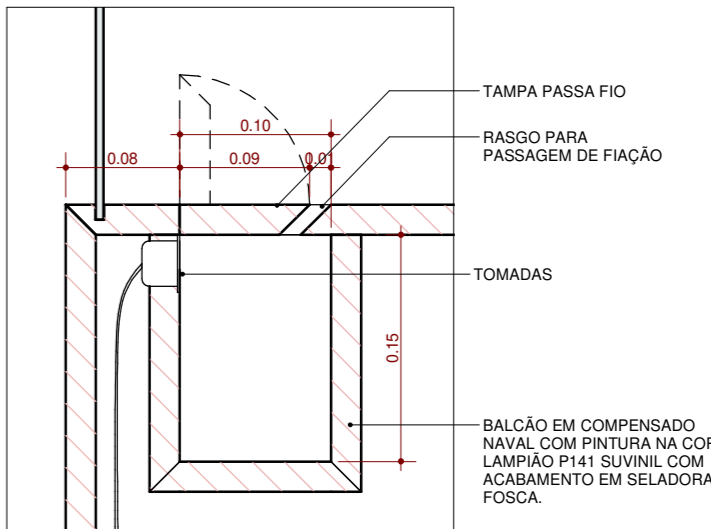
EX_DET. 04 GAVETA
1 : 5



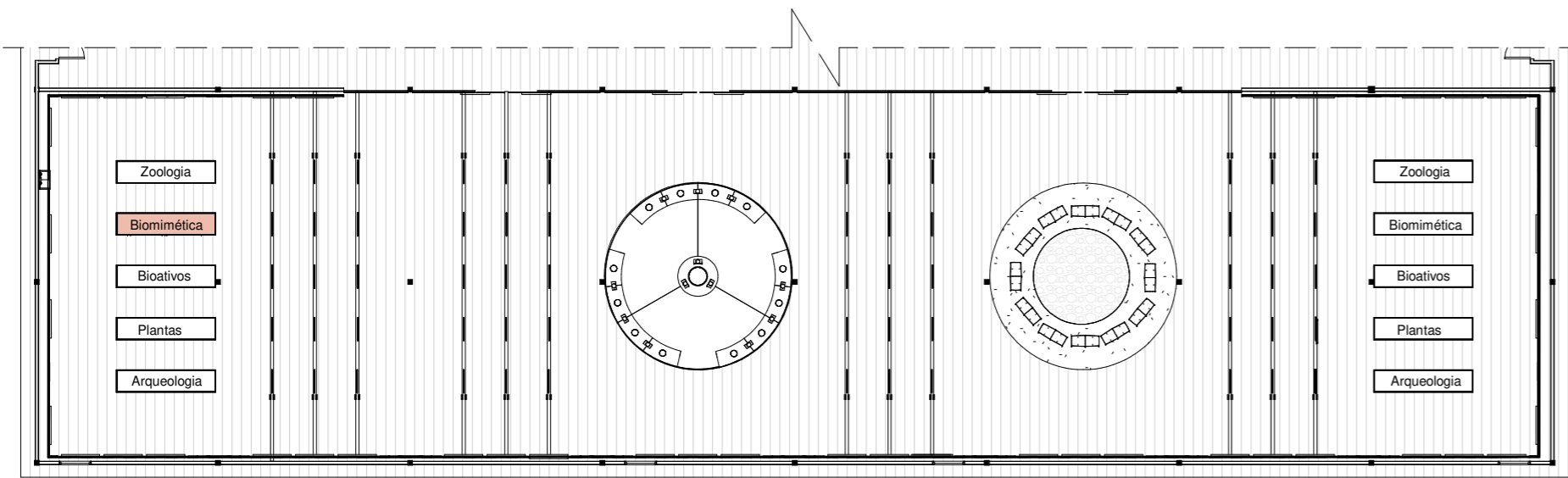
EX_DET. 01 RODAPÉ INVERTIDO
1 : 5



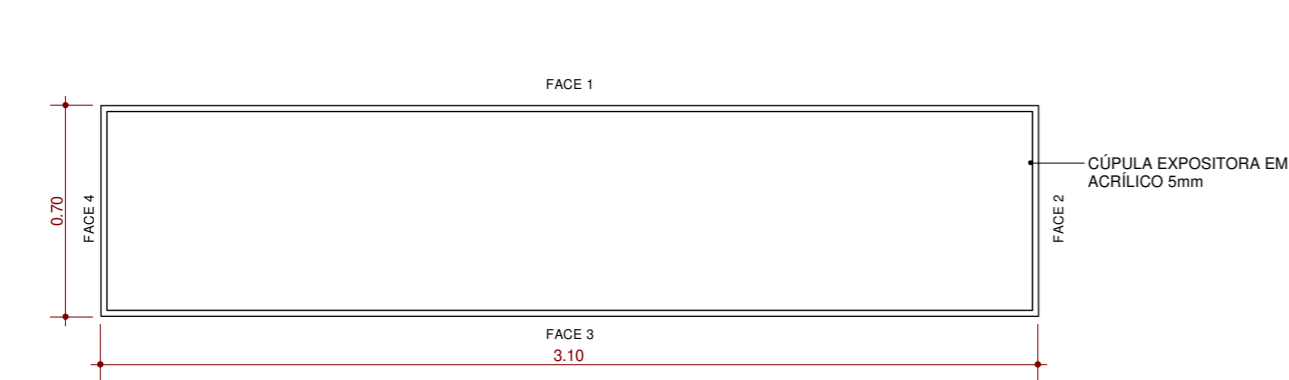
EX_DET. 02 CHAPA METÁLICA
1 : 5




EX_DET. 05 PASSA FIO
1 : 5



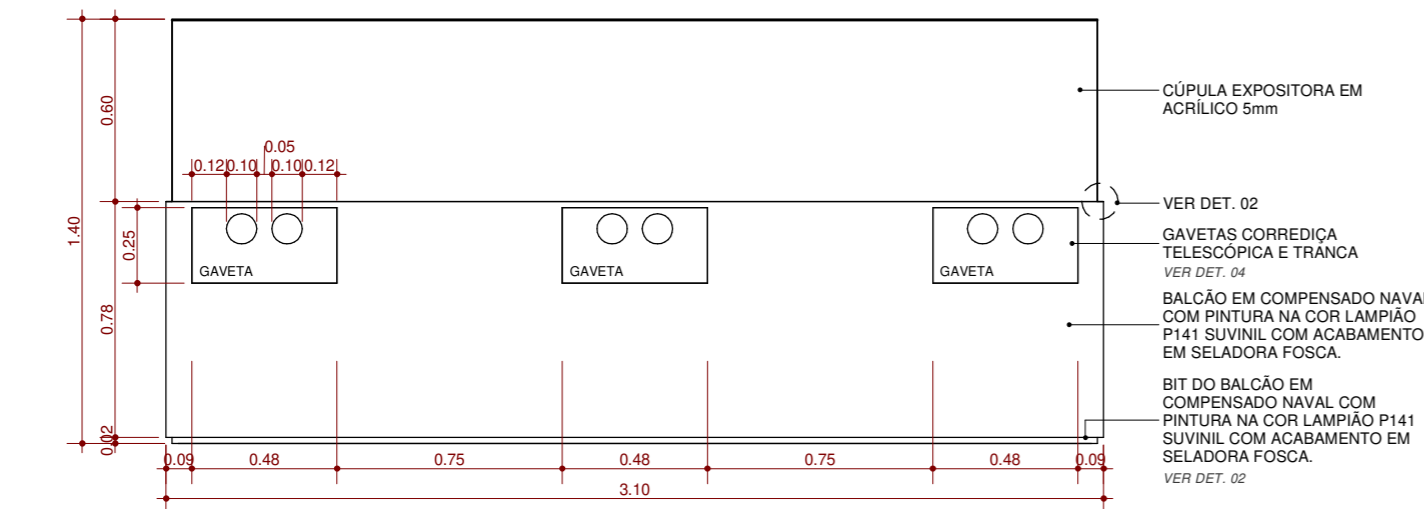
EX_PLANTA EXPOSIÇÃO
1 : 200



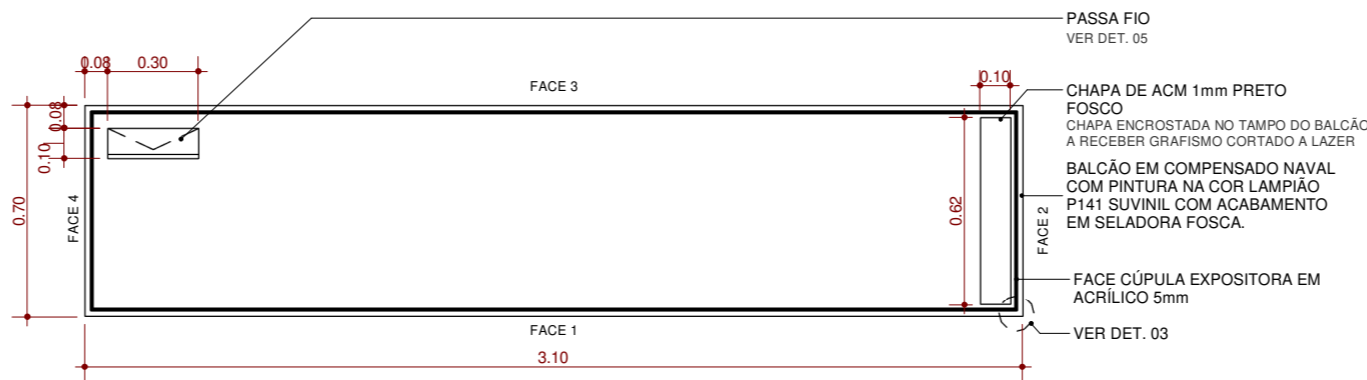
EX_PLANTA BALCÃO COM CÚPULA
1 : 25



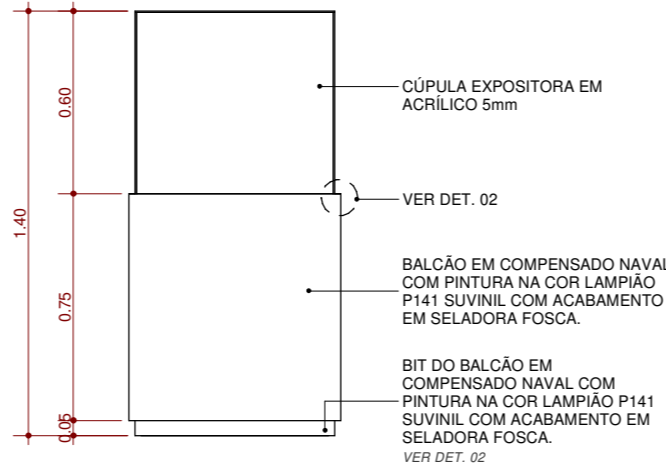
ELEVAÇÃO FACE 1 BALCÃO EXPOSITOR
1 : 25



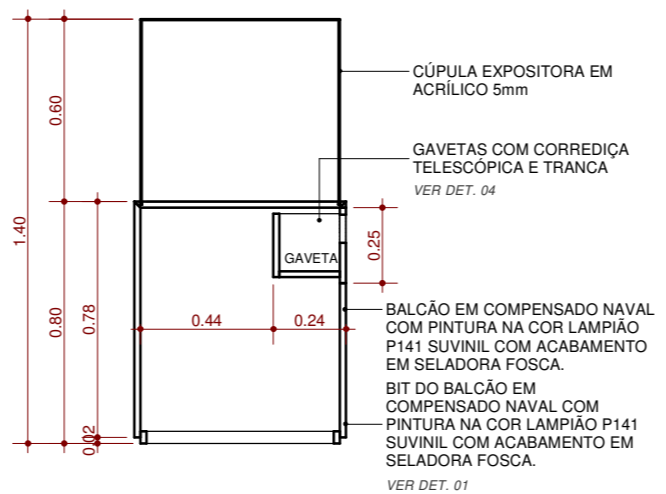
EX_ELEVAÇÃO FACE 3 BIOMIMÉTICA
1 : 25



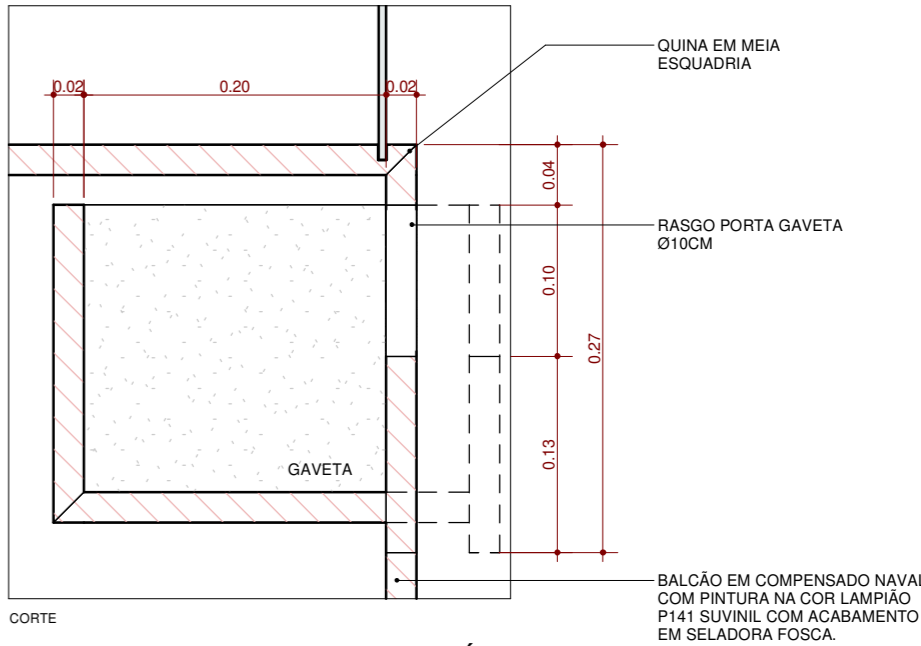
EX_DET. 01 RODAPÉ INVERTIDO
1 : 5



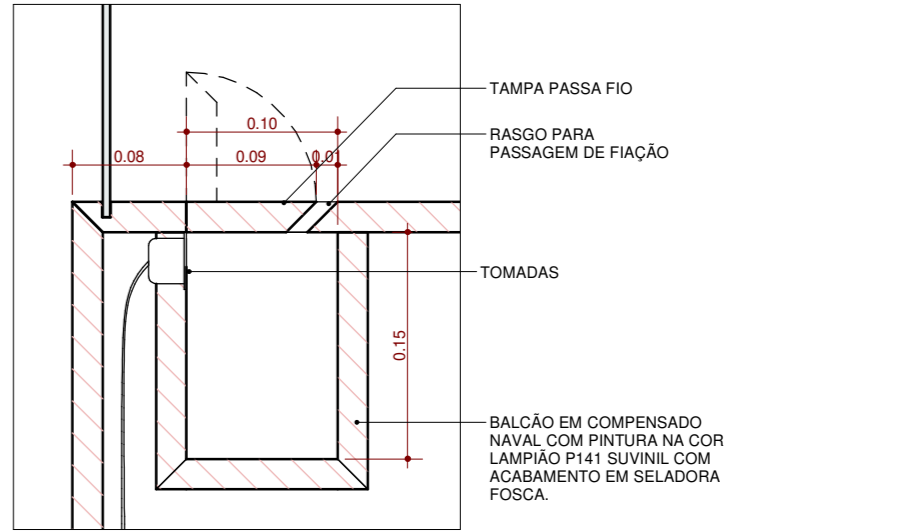
EX_DET. 02 CHAPA METÁLICA
1 : 5



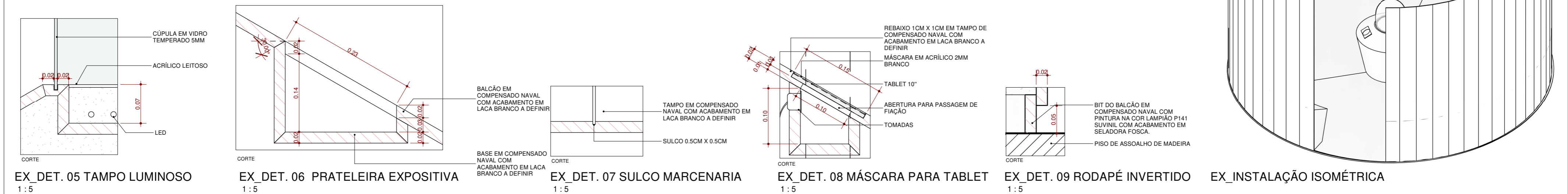
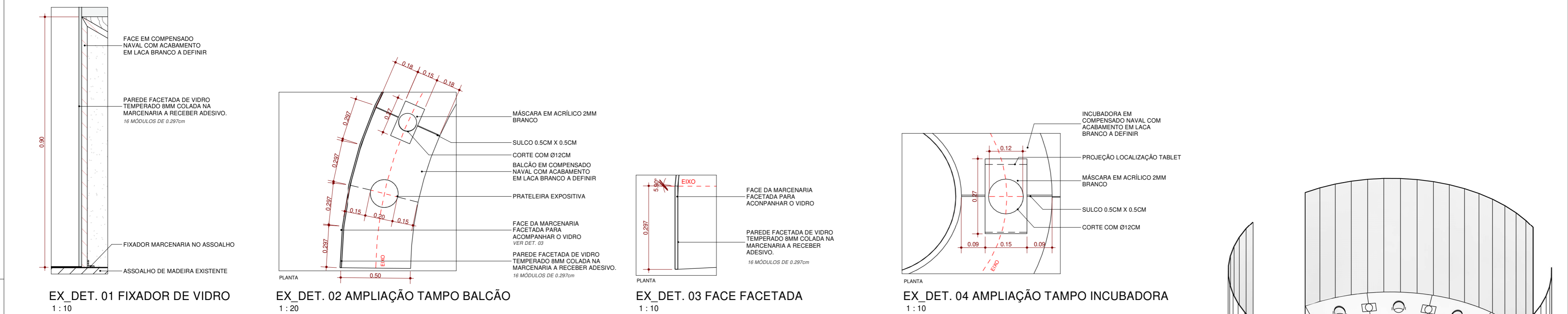
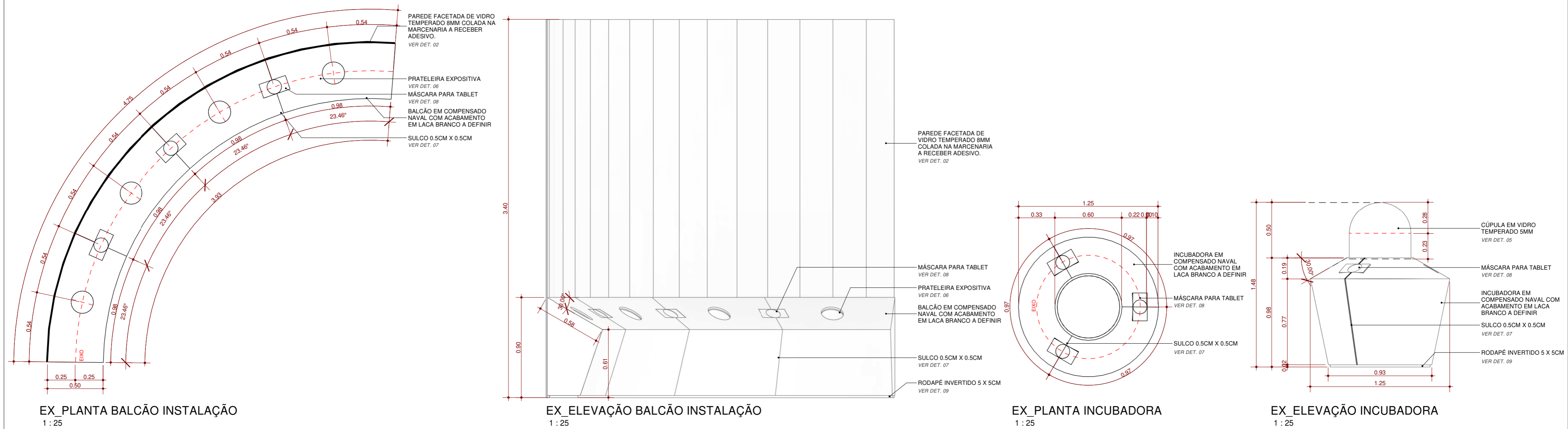
EX_DET. 03 CÚPULA DE ACRÍLICO
1 : 5

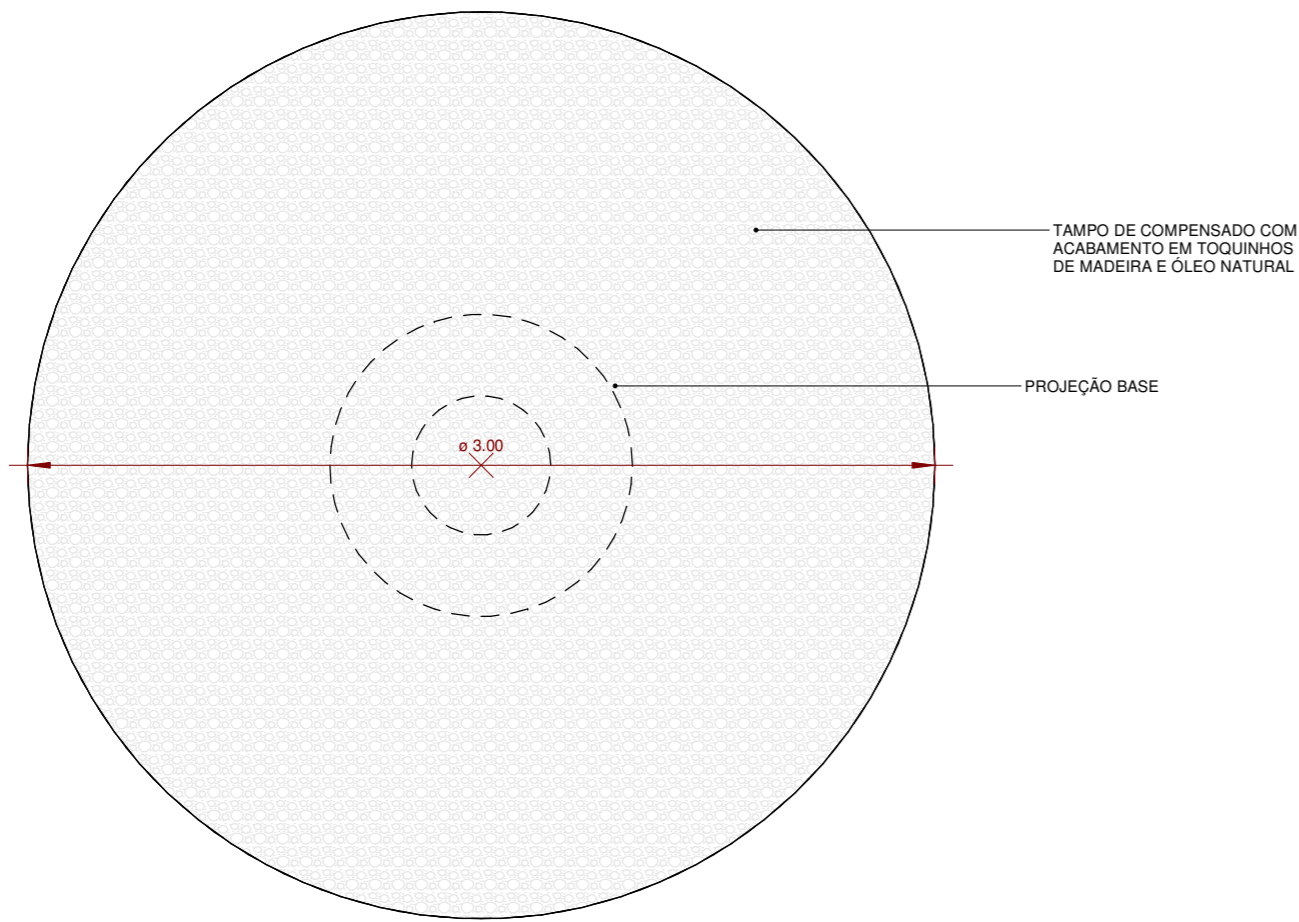


EX_DET. 04 GAVETA BIOMIMÉTICA
1 : 5

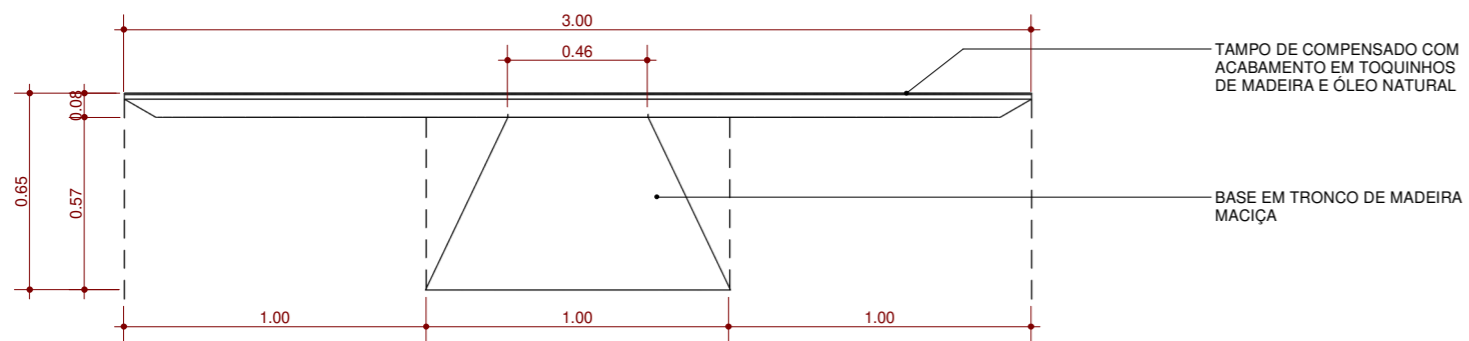


EX_DET. 05 PASSA FIO
1 : 5

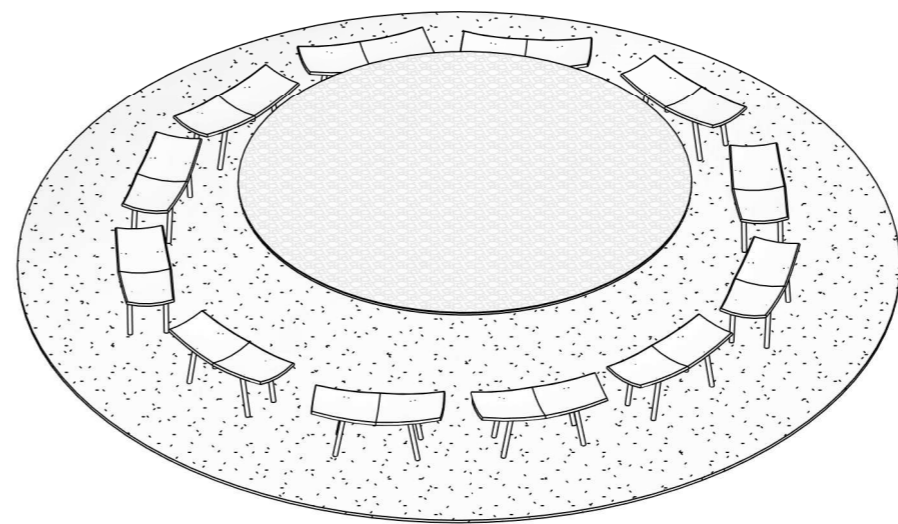




EX_PLANTA MESA
1 : 25



EX_VISTA MESA
1 : 25



EX_MESA ISOMÉTRICA